

Market Report for the Week of November 01, 2021

Daily Averages

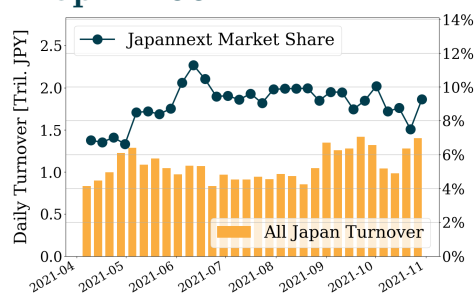
Universe	Turnover(JPY)	Volume	Share	PI (bps)	Symbols
All Market	301,203,445,924	191,106,821	8.78 %	3.05	3428
Topix100	130,133,379,138	26,439,875	9.27 %	0.78	100
Nikkei 225	154,317,109,212	48,868,175	8.58 %	2.18	225
TopixMid400	90,089,793,490	36,221,650	8.33 %	3.89	400
Small & Others	31,039,021,165	87,070,200	8.07 %	5.97	1607
Mothers & Jasdaq	23,871,025,242	18,048,150	10.20 %	6.31	864
ETFs & REITs	24,576,184,324	12,411,821	8.02 %	4.08	125

All Market
8.8 %

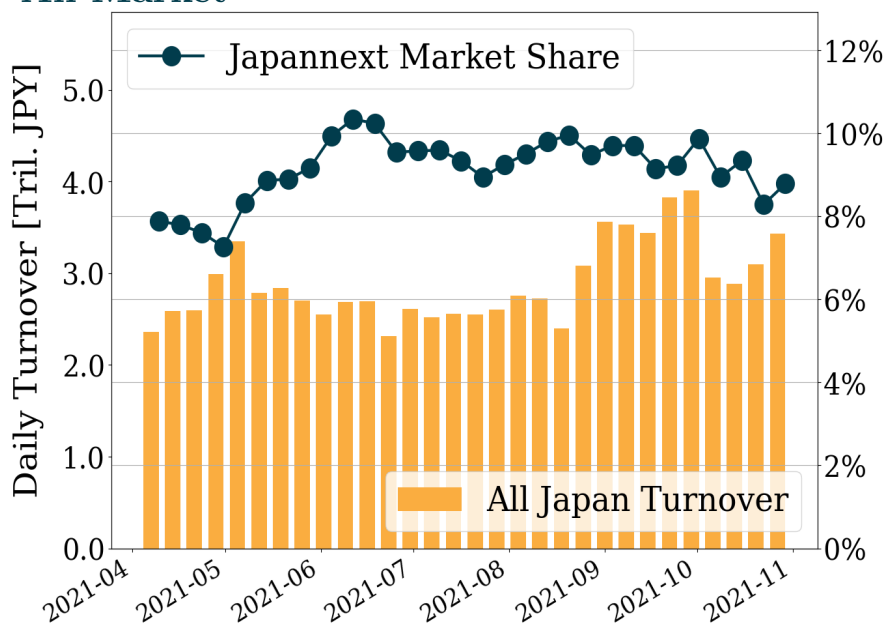
Topix 100
9.3 %

Nikkei 225
8.6 %

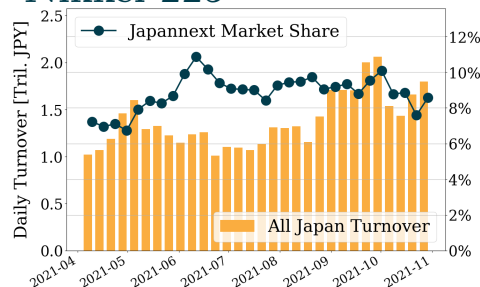
Topix 100



All Market



Nikkei 225



Top Stocks by Turnover

Stock	Turnover(JPY)	Share	PI (bps)
6920 LASRTEC	99,398,761,420	16.63%	0.35
9101 NYKLINE	59,880,992,100	12.17%	3.45
1570 NFNKLV	50,695,163,118	8.93%	2.50
9983 FASTRET	30,712,596,800	15.68%	0.70
8035 TKOELCN	23,764,456,800	12.80%	0.87

Top Stocks by Market Share

Stock	Turnover(JPY)	Share	PI (bps)
8918 LAND	3,155,597,170	92.90%	344.82
9318 ASIADVEVE	168,673,530	69.86%	843.65
4199 WONDERPL	338,405,510	46.24%	8.72
6993 DAIKOKYA	120,266,070	33.97%	40.74
2743 PIXEL	236,442,000	25.69%	32.42

Top Stocks by Price Improvement

Stock	Turnover(JPY)	Share	PI (bps)
9318 ASIADVEVE	168,673,530	69.86%	843.65
8918 LAND	3,155,597,170	92.90%	344.82
2134 SUNCAPTL	560,795,660	18.26%	79.57
6993 DAIKOKYA	120,266,070	33.97%	40.74
2743 PIXEL	236,442,000	25.69%	32.42

Top Stocks by Savings

Stock	Turnover(JPY)	Share	Savings
9101 NYKLINE	59,880,992,100	12.17%	17,871,400
8918 LAND	3,155,597,170	92.90%	12,538,940
1357 NFNKDOUB	12,098,323,913	13.80%	11,289,081
1570 NFNKLV	50,695,163,118	8.93%	10,227,966
9107 K-LINE	21,861,704,800	11.74%	9,402,400

- ▶ Analysis is based on Japannext and Refinitiv data. Small & Others = First Section - TPX500.
- ▶ All Japan Turnover = Japannext (J+X+U+N) + TSE (excl. Tostnet) + Chi-X (Chi-Alpha + Chi-Select excl. Chi-Match). Market Share = Japannext turnover / All Japan Turnover.
- ▶ Opening and Closing auction trades on the TSE are excluded from calculations.
- ▶ Price Improvement (PI) and Savings (PI*volume) are calculated by comparing the execution price against the primary market's best bid for each sell or best offer for each buy at the point of execution from the taker's perspective. Reported PI is a value-weighted average. Names with weekly traded value less than 100,000,000 JPY are excluded from the rankings tables.

Top 10 Stocks by Turnover

Topix 100

Stock	Turnover(JPY)	Share	PI (bps)
6920 LASRTEC	99,398,761,420	16.63%	0.35
9983 FASTRET	30,712,596,800	15.68%	0.70
8035 TKOELCN	23,764,456,800	12.80%	0.87
9984 SOFTBNKG	21,379,624,160	6.29%	0.32
6861 KEYENCE	21,199,648,000	11.35%	0.78
6758 SONY G	20,656,424,940	10.28%	0.92
7974 NINTEND	16,510,616,180	10.32%	0.75
7203 TOYOTA	15,682,671,270	9.06%	1.04
5401 NSTEEL	9,449,258,610	10.06%	0.88
6367 DAIKINI	8,598,510,270	11.02%	0.57

Nikkei 225

Stock	Turnover(JPY)	Share	PI (bps)
9101 NYKLINE	59,880,992,100	12.17%	3.45
9983 FASTRET	30,712,596,800	15.68%	0.70
8035 TKOELCN	23,764,456,800	12.80%	0.87
9104 MTI-OSK	22,813,312,200	10.91%	4.13
9107 K-LINE	21,861,704,800	11.74%	4.87
9984 SOFTBNKG	21,379,624,160	6.29%	0.32
6861 KEYENCE	21,199,648,000	11.35%	0.78
6758 SONY G	20,656,424,940	10.28%	0.92
7974 NINTEND	16,510,616,180	10.32%	0.75
7203 TOYOTA	15,682,671,270	9.06%	1.04

Topix Mid400

Stock	Turnover(JPY)	Share	PI (bps)
9101 NYKLINE	59,880,992,100	12.17%	3.45
9104 MTI-OSK	22,813,312,200	10.91%	4.13
9107 K-LINE	21,861,704,800	11.74%	4.87
6532 BAYCURNT	12,563,241,000	14.29%	5.92
6857 ADVNTST	7,004,551,800	8.55%	2.92
6701 NEC	4,750,840,600	10.86%	5.18
5201 AGC	4,524,781,200	9.27%	4.85
1605 INPEX	4,518,590,780	10.62%	2.93
6976 TAIYOYU	4,356,193,200	9.78%	5.23
6723 RENESAS	4,326,342,920	5.48%	1.88

Small & Others

Stock	Turnover(JPY)	Share	PI (bps)
9519 RENOVA	8,201,414,950	12.94%	4.97
8698 MONEX G	5,024,718,430	10.83%	3.77
7816 SNOWPEAK	4,881,657,200	13.41%	4.28
9603 H.I.S.	3,159,653,000	7.22%	1.32
8918 LAND	3,155,597,170	92.90%	344.82
6966 MTI-HTC	3,106,146,700	10.57%	3.48
4980 DEXERIAL	3,099,916,880	10.26%	5.03
1518 MIT-MAT	1,923,729,080	6.90%	2.40
3632 GREE	1,667,882,640	8.22%	3.18
7729 TKOSEIM	1,490,882,800	11.23%	5.27

Mothers

Stock	Turnover(JPY)	Share	PI (bps)
6522 ASTERISK	9,751,559,700	10.63%	2.77
3936 GLOBALWA	6,825,468,820	12.29%	4.45
4385 MERCARI	6,553,895,500	11.93%	4.08
5759 NDENKAI	4,906,658,850	11.74%	4.28
7078 INC	3,259,493,390	14.51%	5.83
4169 ENCHANGE	3,227,609,100	14.63%	6.54
7373 AIDMA HD	2,318,260,400	13.20%	3.62
2158 FRONTEO	2,235,555,160	5.02%	1.20
4477 BASE	2,175,926,440	10.09%	3.31
4485 JTOWER	2,090,369,200	10.27%	2.61

JASDAQ

Stock	Turnover(JPY)	Share	PI (bps)
6890 FERROTEC	2,915,123,450	11.87%	4.76
3083 C'SMEN	2,010,659,380	14.51%	2.95
1407 WEST HD	1,836,159,200	11.41%	5.64
2702 MCDNALD	946,962,300	13.85%	6.25
7564 WORKMAN	944,978,700	12.28%	4.17
4970 TOYOGOS	775,544,400	9.85%	6.01
4293 SEPTENHD	728,717,070	6.32%	4.27
5381 MIPOX	706,241,330	9.94%	2.62
2315 CAICA D	703,456,090	16.30%	13.80
2134 SUNCAPTL	560,795,660	18.26%	79.57

Second Section

Stock	Turnover(JPY)	Share	PI (bps)
3121 MBK	724,935,170	5.87%	3.87
9127 TAMAI	255,764,510	11.34%	2.60
8226 RIKEI	254,404,000	5.25%	6.32
3663 ARTSPARK	245,070,470	7.64%	3.12
6366 CHIYODA	216,905,100	9.80%	7.03
9885 CHARLE	207,308,250	5.58%	29.20
3825 REMIX	198,287,250	16.41%	17.40
2354 YE DIGIT	179,190,940	7.91%	4.89
9318 ASIADAVE	168,673,530	69.86%	843.65
2345 KUSHIM	157,337,190	7.65%	5.29

ETFs & REITs

Stock	Turnover(JPY)	Share	PI (bps)
1570 NFNKLV	50,695,163,118	8.93%	2.50
1357 NFNKDOUB	12,098,323,913	13.80%	12.02
1458 RK 225LV	6,138,358,077	7.66%	2.45
1360 NKBEAR-2	5,163,884,258	11.54%	4.07
1579 225 BULL	4,623,265,860	5.33%	1.99
1321 NFNK225	3,989,033,065	15.12%	6.38
1459 RK 225DI	3,462,734,291	6.83%	3.07
1671 WTI ETF	1,077,162,843	12.09%	2.14
1365 DW 225LV	821,795,513	11.23%	2.54
1568 TPX BULL	712,035,810	4.87%	0.91

Top 10 Stocks by Market Share

Topix 100

Stock	Share	Turnover(JPY)	PI (bps)
6920 LASRTEC	16.63%	99,398,761,420	0.35
9983 FASTRET	15.68%	30,712,596,800	0.70
7309 SHIMANO	14.13%	2,643,293,420	1.55
9022 JR CENT	13.15%	5,025,206,440	0.81
8035 TKOELCN	12.80%	23,764,456,800	0.87
9843 NITORIHD	11.63%	1,861,420,660	0.82
6861 KEYENCE	11.35%	21,199,648,000	0.78
6902 DENSO	11.27%	6,085,248,650	1.06
7832 BANNAMHD	11.21%	3,011,945,480	1.39
6367 DAIKINI	11.02%	8,598,510,270	0.57

Nikkei 225

Stock	Share	Turnover(JPY)	PI (bps)
9983 FASTRET	15.68%	30,712,596,800	0.70
7186 CONCRDIA	15.21%	673,936,270	7.60
6472 NTN	14.05%	1,035,871,780	13.15
9022 JR CENT	13.15%	5,025,206,440	0.81
8035 TKOELCN	12.80%	23,764,456,800	0.87
4021 NISSANCH	12.73%	858,508,000	5.09
5019 IDEMITSU	12.31%	1,229,620,750	5.01
9101 NYKLINE	12.17%	59,880,992,100	3.45
9501 TEPCOHD	12.05%	2,275,882,860	11.31
9107 K-LINE	11.74%	21,861,704,800	4.87

Topix Mid400

Stock	Share	Turnover(JPY)	PI (bps)
7186 CONCRDIA	15.21%	673,936,270	7.60
8572 ACOM	14.98%	495,338,800	8.67
6532 BAYCURNT	14.29%	12,563,241,000	5.92
8334 GUNMABK	14.23%	207,618,180	9.23
9989 SUNDRUG	14.08%	435,233,350	4.35
6472 NTN	14.05%	1,035,871,780	13.15
9831 YAMADAHD	13.95%	1,439,025,130	8.18
8369 KYOTOBK	13.14%	275,842,000	5.26
3994 MFORWARD	13.03%	1,132,192,700	4.59
4021 NISSANCH	12.73%	858,508,000	5.09

Small & Others

Stock	Share	Turnover(JPY)	PI (bps)
8918 LAND	92.90%	3,155,597,170	344.82
9267 GENKYDRG	16.97%	142,653,700	9.51
4384 RAKSUL	16.87%	540,953,000	6.31
8585 OR.CORP	16.76%	381,604,400	26.54
7033 MSOL	14.03%	272,119,600	5.95
6564 MIDAC HD	13.83%	302,435,400	7.98
4714 RISO KY	13.65%	199,272,040	6.58
4825 WEATHER	13.61%	375,970,900	5.07
2729 JALUX	13.50%	192,523,370	0.76
6036 KEEPER T	13.50%	380,955,950	7.26

Mothers

Stock	Share	Turnover(JPY)	PI (bps)
4199 WONDERPL	46.24%	338,405,510	8.72
4478 FREEE	20.22%	1,129,067,400	8.29
4490 VISASQ	15.21%	654,201,400	6.38
4169 ENCHANGE	14.63%	3,227,609,100	6.54
7078 INC	14.51%	3,259,493,390	5.83
6027 BENG04CM	13.81%	1,089,554,500	5.73
7373 AIDMA HD	13.20%	2,318,260,400	3.62
4475 HENNGE	12.71%	1,598,708,700	4.67
7072 INTIMATE	12.57%	327,027,300	6.44
3936 GLOBALWA	12.29%	6,825,468,820	4.45

JASDAQ

Stock	Share	Turnover(JPY)	PI (bps)
2743 PIXEL	25.69%	236,442,000	32.42
1783 ASIAGTHD	22.01%	340,373,770	32.29
2134 SUNCAPTL	18.26%	560,795,660	79.57
2315 CAICA D	16.30%	703,456,090	13.80
7777 3DMATRIX	16.23%	242,240,510	9.48
3760 CAVE	15.46%	371,835,580	2.41
7071 AMVIS	15.23%	270,110,100	7.30
3083 C'SMEN	14.51%	2,010,659,380	2.95
2702 MCDNALD	13.85%	946,962,300	6.25
7564 WORKMAN	12.28%	944,978,700	4.17

Second Section

Stock	Share	Turnover(JPY)	PI (bps)
9318 ASIADVEE	69.86%	168,673,530	843.65
6993 DAIKOKYA	33.97%	120,266,070	40.74
3825 REMIX	16.41%	198,287,250	17.40
9127 TAMAI	11.34%	255,764,510	2.60
7412 ATOM	10.72%	148,102,050	3.36
6366 CHIYODA	9.80%	216,905,100	7.03
9878 SEKIDO	8.00%	106,596,330	2.92
2354 YE DIGIT	7.91%	179,190,940	4.89
2345 KUSHIM	7.65%	157,337,190	5.29
3663 ARTSPARK	7.64%	245,070,470	3.12

ETFs & REITs

Stock	Share	Turnover(JPY)	PI (bps)
1699 NFOIL	16.98%	615,269,307	21.84
1321 NFNK225	15.12%	3,989,033,065	6.38
1357 NFNKDOUB	13.80%	12,098,323,913	12.02
8985 JHR	13.71%	368,731,710	5.51
1671 WTI ETF	12.09%	1,077,162,843	2.14
1580 225 BEAR	12.03%	114,590,183	1.36
1360 NKBEAR-2	11.54%	5,163,884,258	4.07
1367 DW TPX2X	11.54%	111,978,969	1.02
1365 DW 225LV	11.23%	821,795,513	2.54
1366 DW 225DI	10.49%	412,112,177	3.60

Top 10 Stocks by PI

Topix 100

Stock	PI (bps)	Turnover(JPY)	Share
8308 RESONA	2.32	426,165,880	4.10%
8604 NOMRAHD	2.29	720,848,540	1.65%
5020 ENEOS	2.21	1,171,471,520	6.15%
8002 MARBENI	1.95	2,736,710,230	7.15%
7201 NISSAN	1.83	1,447,472,820	5.24%
9432 NTT	1.78	4,051,915,590	5.97%
6645 OMRON	1.77	876,537,600	2.88%
9735 SECOM	1.75	931,932,930	8.77%
2502 ASAHIGHD	1.71	1,508,531,450	6.16%
8306 MUFG	1.66	2,454,247,100	2.75%

Nikkei 225

Stock	PI (bps)	Turnover(JPY)	Share
6472 NTN	13.15	1,035,871,780	14.05%
9501 TEPCOHD	11.31	2,275,882,860	12.05%
7211 MMC	9.23	3,250,083,560	10.67%
7186 CONCRDIA	7.60	673,936,270	15.21%
7762 CITIZEN	6.77	250,382,170	10.90%
7003 MTI E&S	6.20	483,143,110	7.49%
6506 YASKAWA	6.12	3,219,393,000	10.61%
4902 KONICAM	6.02	2,444,875,970	10.40%
3861 OJI HD	5.81	823,237,250	10.55%
4005 SMICHEM	5.63	2,258,389,940	10.66%

Topix Mid400

Stock	PI (bps)	Turnover(JPY)	Share
8410 SEVEN BK	17.34	382,276,320	10.16%
7167 MEBUKIFG	15.87	466,733,500	12.00%
6472 NTN	13.15	1,035,871,780	14.05%
9501 TEPCOHD	11.31	2,275,882,860	12.05%
7211 MMC	9.23	3,250,083,560	10.67%
8334 GUNMABK	9.23	207,618,180	14.23%
8572 ACOM	8.67	495,338,800	14.98%
9831 YAMADAHD	8.18	1,439,025,130	13.95%
7186 CONCRDIA	7.60	673,936,270	15.21%
4203 SMI-BKL	7.39	203,346,000	7.53%

Small & Others

Stock	PI (bps)	Turnover(JPY)	Share
8918 LAND	344.82	3,155,597,170	92.90%
8585 OR.CORP	26.54	381,604,400	16.76%
1514 SUMISEKI	22.83	155,803,920	10.88%
3315 NIP-COKE	21.03	474,729,340	12.15%
6632 JVCKW	18.50	440,865,300	13.39%
9424 JPN-COMM	17.93	434,723,520	11.46%
7238 AKEBONO	13.31	127,250,960	9.24%
8848 LEOPC21	13.15	150,718,620	11.16%
7014 NAMURA	12.57	130,085,940	10.62%
7246 PRESSKG	10.65	199,121,000	11.18%

Mothers

Stock	PI (bps)	Turnover(JPY)	Share
4051 GMO-FG	11.62	226,919,500	7.38%
4199 WONDERPL	8.72	338,405,510	46.24%
7779 CYBRDYNE	8.35	113,801,580	11.52%
4478 FREEE	8.29	1,129,067,400	20.22%
4179 G-NEXT	6.82	146,943,390	10.32%
4169 ENCHANGE	6.54	3,227,609,100	14.63%
7072 INTIMATE	6.44	327,027,300	12.57%
4490 VISASQ	6.38	654,201,400	15.21%
6030 ADVENTUR	6.24	296,020,200	9.85%
4488 AIINSIDE	6.22	150,656,300	11.15%

JASDAQ

Stock	PI (bps)	Turnover(JPY)	Share
2134 SUNCAPTL	79.57	560,795,660	18.26%
2743 PIXEL	32.42	236,442,000	25.69%
1783 ASIAGTHD	32.29	340,373,770	22.01%
2315 CAICA D	13.80	703,456,090	16.30%
8256 MARUMIT	13.16	133,023,520	9.61%
7777 3DMATRIX	9.48	242,240,510	16.23%
7071 AMVIS	7.30	270,110,100	15.23%
6957 SHIBAUR	7.23	121,561,700	10.34%
4777 GALA	6.35	119,514,090	5.84%
2702 MCDNALD	6.25	946,962,300	13.85%

Second Section

Stock	PI (bps)	Turnover(JPY)	Share
9318 ASIADAVE	843.65	168,673,530	69.86%
6993 DAIKOKYA	40.74	120,266,070	33.97%
9885 CHARLE	29.20	207,308,250	5.58%
3825 REMIX	17.40	198,287,250	16.41%
6366 CHIYODA	7.03	216,905,100	9.80%
8226 RIKEI	6.32	254,404,000	5.25%
2345 KUSHIM	5.29	157,337,190	7.65%
2354 YE DIGIT	4.89	179,190,940	7.91%
3121 MBK	3.87	724,935,170	5.87%
7412 ATOM	3.36	148,102,050	10.72%

ETFs & REITs

Stock	PI (bps)	Turnover(JPY)	Share
1699 NFOIL	21.84	615,269,307	16.98%
1357 NFNKDOUB	12.02	12,098,323,913	13.80%
1678 NFINDIA	10.73	105,104,640	10.34%
1321 NFNK225	6.38	3,989,033,065	15.12%
8964 FRONRE	5.61	201,785,700	9.67%
8985 JHR	5.51	368,731,710	13.71%
1320 ETF225	5.20	305,596,650	5.68%
1540 JPP GLD	4.59	371,470,194	9.02%
3226 ACCOMMO	4.51	117,159,300	7.64%
3476 R MIRAI	4.20	102,882,000	8.99%