

## Market Report for the Week of November 15, 2021

### Daily Averages

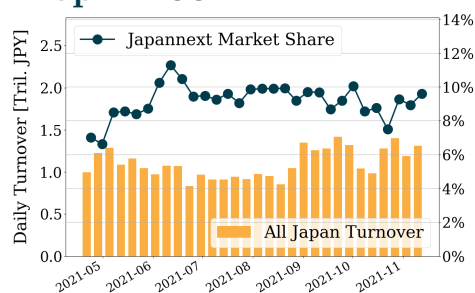
Universe	Turnover(JPY)	Volume	Share	PI (bps)	Symbols
All Market	277,466,206,611	129,760,194	8.81 %	2.89	3432
Topix100	126,017,474,134	21,093,660	9.60 %	0.69	100
Nikkei 225	118,408,693,154	38,631,680	8.16 %	1.92	225
TopixMid400	66,402,630,082	31,410,520	7.95 %	3.96	400
Small & Others	34,012,948,292	28,871,960	8.41 %	5.02	1605
Mothers & Jasdaq	28,759,063,522	19,312,600	9.21 %	5.07	867
ETFs & REITs	20,155,568,275	10,846,714	7.77 %	3.99	128

All Market  
**8.8 %**

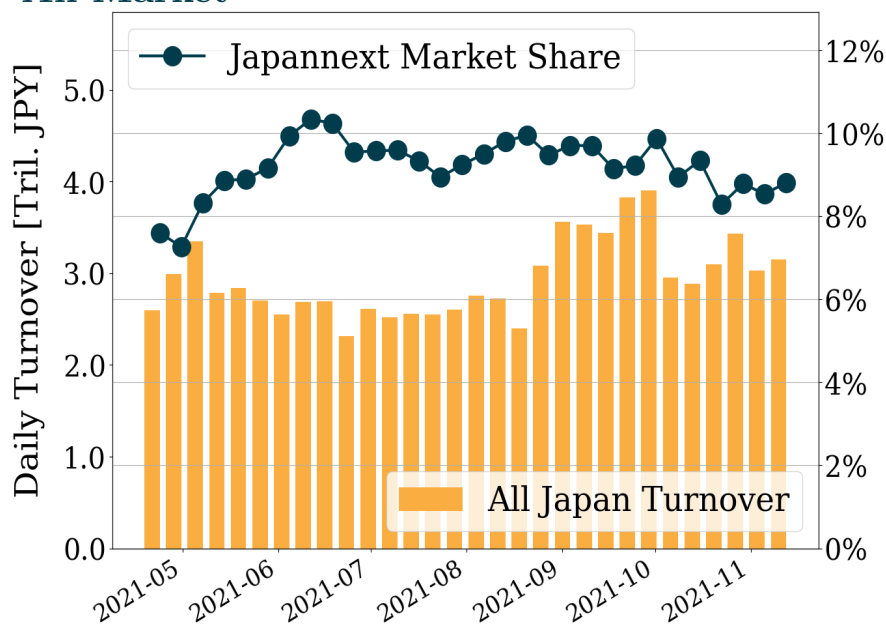
Topix 100  
**9.6 %**

Nikkei 225  
**8.2 %**

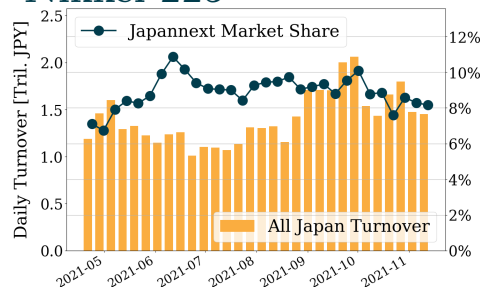
#### Topix 100



#### All Market



#### Nikkei 225



### Top Stocks by Turnover

Stock	Turnover(JPY)	Share	PI (bps)
6920 LASRTEC	177,962,299,430	17.18%	0.42
8035 TKOELCN	59,921,776,400	16.47%	0.71
1570 NFNKLV	53,799,315,795	9.11%	2.48
9984 SOFTBNKG	36,157,557,370	5.76%	0.29
9101 NYKLINE	23,524,179,300	11.41%	4.04

### Top Stocks by Market Share

Stock	Turnover(JPY)	Share	PI (bps)
9318 ASIADVEVE	367,000,260	84.45%	759.67
8918 LAND	136,858,180	62.60%	455.79
7862 TOPPANF	7,172,225,240	46.94%	1.98
3691 REALWRLD	197,719,050	32.41%	6.47
1699 NFOIL	1,070,919,033	24.67%	20.86

### Top Stocks by Price Improvement

Stock	Turnover(JPY)	Share	PI (bps)
9318 ASIADVEVE	367,000,260	84.45%	759.67
8918 LAND	136,858,180	62.60%	455.79
2134 SUNCAPTL	123,387,090	24.05%	123.91
6740 JDI	157,903,380	15.45%	109.96
9973 KOZOSUSI	111,065,860	22.66%	75.08

### Top Stocks by Savings

Stock	Turnover(JPY)	Share	Savings
9318 ASIADVEVE	367,000,260	84.45%	14,550,240
1357 NFNKDOUB	12,697,797,104	15.48%	11,108,752
1570 NFNKLV	53,799,315,795	9.11%	10,848,761
9101 NYKLINE	23,524,179,300	11.41%	8,631,700
6920 LASRTEC	177,962,299,430	17.18%	6,757,280

- ▶ Analysis is based on Japannext and Refinitiv data. Small & Others = First Section - TPX500.
- ▶ All Japan Turnover = Japannext (J+X+U+N) + TSE (excl. Tostnet) + Chi-X (Chi-Alpha + Chi-Select excl. Chi-Match). Market Share = Japannext turnover / All Japan Turnover.
- ▶ Opening and Closing auction trades on the TSE are excluded from calculations.
- ▶ Price Improvement (PI) and Savings (PI\*volume) are calculated by comparing the execution price against the primary market's best bid for each sell or best offer for each buy at the point of execution from the taker's perspective. Reported PI is a value-weighted average. Names with weekly traded value less than 100,000,000 JPY are excluded from the rankings tables.

## Top 10 Stocks by Turnover

### Topix 100

Stock	Turnover(JPY)	Share	PI (bps)
6920 LASRTEC	177,962,299,430	17.18%	0.42
8035 TKOELCN	59,921,776,400	16.47%	0.71
9984 SOFTBNKG	36,157,557,370	5.76%	0.29
7974 NINTEND	18,839,890,600	10.11%	0.94
6098 RECRUIT	18,760,147,220	8.98%	0.75
9983 FASTRET	18,736,140,800	14.20%	0.75
6861 KEYENCE	16,530,323,800	12.74%	0.76
6758 SONY G	16,445,079,810	9.20%	0.82
7203 TOYOTA	14,999,883,130	7.60%	0.86
6981 MURATA	8,808,232,410	7.30%	0.69

### Nikkei 225

Stock	Turnover(JPY)	Share	PI (bps)
8035 TKOELCN	59,921,776,400	16.47%	0.71
9984 SOFTBNKG	36,157,557,370	5.76%	0.29
9101 NYKLINE	23,524,179,300	11.41%	4.04
7974 NINTEND	18,839,890,600	10.11%	0.94
6098 RECRUIT	18,760,147,220	8.98%	0.75
9983 FASTRET	18,736,140,800	14.20%	0.75
6861 KEYENCE	16,530,323,800	12.74%	0.76
6758 SONY G	16,445,079,810	9.20%	0.82
7203 TOYOTA	14,999,883,130	7.60%	0.86
9104 MTI-OSK	13,652,597,100	11.88%	4.60

### Topix Mid400

Stock	Turnover(JPY)	Share	PI (bps)
9101 NYKLINE	23,524,179,300	11.41%	4.04
9104 MTI-OSK	13,652,597,100	11.88%	4.60
9107 K-LINE	11,377,313,150	9.55%	3.80
6976 TAIYOYU	8,390,444,700	9.79%	4.53
6532 BAYCURNT	7,654,376,000	11.96%	6.43
1605 INPEX	6,003,432,720	8.43%	2.68
6857 ADVNTST	5,558,923,000	6.90%	2.61
7211 MMC	4,692,683,350	12.30%	8.80
6723 RENESAS	4,216,629,150	5.30%	1.69
6701 NEC	4,116,839,500	11.36%	5.33

### Small & Others

Stock	Turnover(JPY)	Share	PI (bps)
7816 SNOWPEAK	13,382,013,600	9.74%	3.49
7862 TOPPANF	7,172,225,240	46.94%	1.98
8698 MONEX G	6,934,582,060	11.45%	3.21
9519 RENOVA	4,983,240,700	15.49%	6.19
6315 TOWA	4,161,938,100	13.87%	4.96
3962 CHANGE	3,639,567,970	9.20%	2.11
6966 MTI-HTC	3,233,627,600	10.00%	3.29
9424 JPN-COMM	3,174,187,120	8.88%	12.05
3465 KI-STAR	2,185,356,200	10.39%	4.75
9603 H.I.S.	2,062,762,010	6.89%	1.28

### Mothers

Stock	Turnover(JPY)	Share	PI (bps)
3936 GLOBALWA	9,090,012,170	10.59%	3.90
2158 FRONTEO	7,247,142,840	10.29%	3.55
6522 ASTERISK	5,811,657,300	7.87%	3.73
4485 JTOWER	4,995,069,500	12.77%	2.83
4169 ENCHANGE	4,607,955,900	12.44%	4.34
4385 MERCARI	4,509,444,800	12.47%	3.80
9246 PROJECTC	3,166,968,400	11.28%	3.68
5759 NDENKAI	3,100,254,350	11.42%	3.57
4371 CCT	2,266,525,500	9.43%	3.27
4475 HENNGE	2,166,814,850	10.38%	5.18

### JASDAQ

Stock	Turnover(JPY)	Share	PI (bps)
6890 FERROTEC	7,513,643,450	9.60%	4.39
4582 SYMBIO	6,375,016,330	7.86%	1.84
1407 WEST HD	1,953,389,800	9.47%	4.55
6324 HARMONC	1,692,883,250	9.34%	3.75
2702 MCDNALD	1,647,390,100	16.33%	5.80
5381 MIPOX	1,156,346,330	9.47%	2.77
3083 C'SMEN	1,013,720,620	8.14%	2.95
4080 TANAKAC	972,120,610	7.34%	2.32
7071 AMVIS	911,448,800	9.80%	4.15
8783 GFA	702,558,420	12.26%	11.24

### Second Section

Stock	Turnover(JPY)	Share	PI (bps)
8226 RIKEI	1,591,715,760	8.72%	6.42
3121 MBK	1,198,577,430	8.23%	4.17
6993 DAIKOKYA	557,253,700	24.14%	46.69
3825 REMIX	542,434,970	18.11%	15.86
9318 ASIADAVE	367,000,260	84.45%	759.67
3856 ABALANCE	330,997,100	13.40%	5.50
6338 TAKATOR	303,357,440	6.60%	2.72
6627 TERA PRO	294,113,810	6.60%	2.27
6366 CHIYODA	251,762,240	8.94%	6.97
3663 ARTSPARK	234,305,150	9.34%	3.41

### ETFs & REITs

Stock	Turnover(JPY)	Share	PI (bps)
1570 NFNKLV	53,799,315,795	9.11%	2.48
1357 NFNKDOUB	12,697,797,104	15.48%	11.63
1458 RK 225LV	6,035,107,697	7.33%	2.54
1360 NKBEAR-2	4,904,003,395	8.69%	4.14
1459 RK 225DI	4,243,462,108	5.29%	2.75
1579 225 BULL	4,019,576,790	4.71%	2.09
1321 NFNK225	1,382,003,330	10.37%	6.33
1699 NFOIL	1,070,919,033	24.67%	20.86
1671 WTI ETF	930,747,911	9.10%	2.35
1365 DW 225LV	726,272,465	14.63%	2.89

## Top 10 Stocks by Market Share

### Topix 100

Stock	Share	Turnover(JPY)	PI (bps)
6920 LASRTEC	17.18%	177,962,299,430	0.42
8035 TKOELCN	16.47%	59,921,776,400	0.71
7832 BANNAMHD	16.38%	3,277,840,260	1.62
9983 FASTRET	14.20%	18,736,140,800	0.75
9022 JR CENT	13.83%	5,684,083,460	0.81
7309 SHIMANO	13.13%	2,285,846,990	1.78
6861 KEYENCE	12.74%	16,530,323,800	0.76
6954 FANUC	11.26%	7,237,014,600	0.65
4519 CHUGAIP	11.09%	2,336,718,640	1.37
9202 ANA	11.02%	4,401,419,870	0.76

### Nikkei 225

Stock	Share	Turnover(JPY)	PI (bps)
8035 TKOELCN	16.47%	59,921,776,400	0.71
7832 BANNAMHD	16.38%	3,277,840,260	1.62
9983 FASTRET	14.20%	18,736,140,800	0.75
9022 JR CENT	13.83%	5,684,083,460	0.81
9501 TEPCOHD	13.07%	1,898,718,600	11.70
5332 TOTO	13.00%	1,126,053,500	5.09
4902 KONICAM	12.98%	2,042,246,690	6.66
6861 KEYENCE	12.74%	16,530,323,800	0.76
4151 KYOWAKRN	12.64%	1,745,111,850	4.66
7211 MMC	12.30%	4,692,683,350	8.80

### Topix Mid400

Stock	Share	Turnover(JPY)	PI (bps)
9831 YAMADAHD	15.34%	3,599,011,150	8.94
1414 SHO-BOND	14.85%	528,631,800	5.43
8439 TKOCENTR	14.49%	397,262,400	5.87
8593 MTBHCCAP	14.37%	1,348,218,970	5.86
4114 SHOKBAI	14.29%	226,671,300	6.07
4768 OTSUKA	13.47%	1,778,517,300	6.41
6136 OSG	13.30%	131,808,640	2.53
9989 SUNDRUG	13.19%	790,245,200	5.59
8111 GOLDWIN	13.18%	250,845,800	4.98
9501 TEPCOHD	13.07%	1,898,718,600	11.70

### Small & Others

Stock	Share	Turnover(JPY)	PI (bps)
8918 LAND	62.60%	136,858,180	455.79
7862 TOPPANF	46.94%	7,172,225,240	1.98
1448 SPACEVHD	17.04%	648,665,980	2.93
9267 GENKYDRG	17.01%	153,705,000	9.43
8897 TAKARAL	16.48%	142,881,730	12.89
8739 SPARX G	16.46%	147,298,350	14.92
9519 RENOVA	15.49%	4,983,240,700	6.19
6740 JDI	15.45%	157,903,380	109.96
5384 FUJIMI	14.83%	353,748,300	6.26
8425 MIZUHOE	14.81%	164,312,950	5.36

### Mothers

Stock	Share	Turnover(JPY)	PI (bps)
3691 REALWRLD	32.41%	197,719,050	6.47
6195 HOPE	19.10%	354,651,470	9.85
9467 ALPHAPLS	14.43%	365,714,400	6.59
4490 VISASQ	13.62%	1,084,058,100	6.38
6166 NAKMRCHO	13.00%	1,964,977,940	3.71
7373 AIDMA HD	12.91%	1,810,512,400	3.54
4485 JTOWER	12.77%	4,995,069,500	2.83
3498 KASUMIGA	12.69%	1,605,472,600	7.11
4170 KAIZENPF	12.59%	201,800,630	5.19
4385 MERCARI	12.47%	4,509,444,800	3.80

### JASDAQ

Stock	Share	Turnover(JPY)	PI (bps)
1783 ASIAGTHD	24.10%	431,522,940	33.38
2134 SUNCAPTL	24.05%	123,387,090	123.91
9973 KOZOSUSI	22.66%	111,065,860	75.08
2743 PIXEL	19.58%	233,498,420	35.36
3997 TRADEWKS	19.25%	381,219,440	3.49
2315 CAICA D	17.65%	221,406,330	16.54
4764 NEXUSB	16.55%	202,886,490	21.32
2702 MCDNALD	16.33%	1,647,390,100	5.80
4978 REPROCEL	14.97%	144,272,170	14.47
7777 3DMATRIX	14.45%	525,059,490	8.61

### Second Section

Stock	Share	Turnover(JPY)	PI (bps)
9318 ASIADVEE	84.45%	367,000,260	759.67
6993 DAIKOKYA	24.14%	557,253,700	46.69
3825 REMIX	18.11%	542,434,970	15.86
7758 SEKONIC	16.92%	198,001,700	4.62
3823 ACRODEA	14.76%	112,837,530	10.60
3856 ABALANCE	13.40%	330,997,100	5.50
9268 OPTIMUS	11.51%	122,419,100	2.94
4595 MIZHMEDY	11.05%	207,934,080	2.28
7412 ATOM	10.69%	132,595,130	2.71
3772 WEALTH	10.03%	105,578,750	6.52

### ETFs & REITs

Stock	Share	Turnover(JPY)	PI (bps)
1699 NFOIL	24.67%	1,070,919,033	20.86
1320 ETF225	17.26%	427,273,475	6.84
1356 TPXBEAR2	15.73%	199,965,139	3.79
1357 NFNKDOUB	15.48%	12,697,797,104	11.63
1365 DW 225LV	14.63%	726,272,465	2.89
1540 JPP GLD	13.87%	519,880,358	4.72
1678 NFINDIA	11.42%	112,034,600	10.64
1321 NFNK225	10.37%	1,382,003,330	6.33
8985 JHR	10.31%	328,566,960	5.47
8963 INV	9.74%	264,373,140	3.85

## Top 10 Stocks by PI

### Topix 100

Stock	PI (bps)	Turnover(JPY)	Share
5020 ENEOS	2.63	1,859,543,790	5.67%
8308 RESONA	2.34	823,414,920	3.50%
8604 NOMRAHD	2.04	560,648,510	1.63%
6586 MAKITA	1.80	500,140,160	3.70%
7309 SHIMANO	1.78	2,285,846,990	13.13%
8830 SMIRE&D	1.65	891,303,860	8.05%
7201 NISSAN	1.63	2,481,611,640	5.47%
7832 BANNAMHD	1.62	3,277,840,260	16.38%
8725 MS&AD	1.59	1,556,936,180	8.34%
8601 DAIWASG	1.59	391,614,950	3.73%

### Nikkei 225

Stock	PI (bps)	Turnover(JPY)	Share
6472 NTN	13.22	462,031,930	10.87%
9501 TEPCOHD	11.70	1,898,718,600	13.07%
7211 MMC	8.80	4,692,683,350	12.30%
7186 CONCRDIA	7.52	710,574,910	12.25%
7003 MTI E&S	7.46	329,273,710	9.84%
4902 KONICAM	6.66	2,042,246,690	12.98%
6361 EBARA	6.50	1,743,420,900	9.89%
6479 MINEBEAM	6.05	1,023,603,950	9.24%
4005 SMICHEM	6.04	1,734,246,430	12.12%
3861 OJI HD	6.03	881,247,280	11.16%

### Topix Mid400

Stock	PI (bps)	Turnover(JPY)	Share
7167 MEBUKIFG	17.09	771,317,480	9.95%
8410 SEVEN BK	16.90	511,507,530	10.75%
6472 NTN	13.22	462,031,930	10.87%
9501 TEPCOHD	11.70	1,898,718,600	13.07%
8334 GUNMABK	9.36	245,505,810	9.73%
9831 YAMADAHD	8.94	3,599,011,150	15.34%
8572 ACOM	8.80	684,048,310	12.77%
7211 MMC	8.80	4,692,683,350	12.30%
8359 82-BANK	7.72	129,481,990	7.96%
7186 CONCRDIA	7.52	710,574,910	12.25%

### Small & Others

Stock	PI (bps)	Turnover(JPY)	Share
8918 LAND	455.79	136,858,180	62.60%
6740 JDI	109.96	157,903,380	15.45%
8585 OR.CORP	28.64	477,391,930	14.33%
3315 NIP-COKE	27.68	223,732,420	12.79%
2353 NP-PARK	25.29	110,816,980	11.03%
8714 SENSUIK	23.44	246,436,640	14.25%
6632 JVCKW	21.03	192,987,430	12.99%
7527 SYSSOFT	20.16	274,053,000	12.74%
7014 NAMURA	15.03	135,919,050	11.67%
8739 SPARX G	14.92	147,298,350	16.46%

### Mothers

Stock	PI (bps)	Turnover(JPY)	Share
4445 LIVING T	14.81	339,780,080	8.47%
2586 FRUTA	13.19	160,513,410	8.24%
6195 HOPE	9.85	354,651,470	19.10%
2385 SOIKEN	8.93	191,271,210	8.83%
4571 NANOCARI	8.87	115,797,290	7.45%
4051 GMO-FG	7.66	938,122,500	8.34%
7092 FFJ	7.39	174,166,130	8.92%
3498 KASUMIGA	7.11	1,605,472,600	12.69%
7779 CYBRDYNE	6.84	189,163,750	11.18%
9467 ALPHAPLS	6.59	365,714,400	14.43%

### JASDAQ

Stock	PI (bps)	Turnover(JPY)	Share
2134 SUNCAPTL	123.91	123,387,090	24.05%
9973 KOZOSUSI	75.08	111,065,860	22.66%
2743 PIXEL	35.36	233,498,420	19.58%
1783 ASIAGTHD	33.38	431,522,940	24.10%
4764 NEXUSB	21.32	202,886,490	16.55%
7809 KOTBKIYA	21.09	300,140,000	8.55%
2315 CAICA D	16.54	221,406,330	17.65%
4978 REPROCEL	14.47	144,272,170	14.97%
8256 MARUMIT	14.21	145,100,000	7.58%
2479 JTEC	13.65	205,173,050	7.92%

### Second Section

Stock	PI (bps)	Turnover(JPY)	Share
9318 ASIADVEE	759.67	367,000,260	84.45%
6993 DAIKOKYA	46.69	557,253,700	24.14%
3825 REMIX	15.86	542,434,970	18.11%
8202 LAOX	14.31	114,553,590	6.21%
3823 ACRODEA	10.60	112,837,530	14.76%
6366 CHIYODA	6.97	251,762,240	8.94%
3772 WEALTH	6.52	105,578,750	10.03%
6125 OKMTO M	6.46	234,035,500	8.31%
8226 RIKEI	6.42	1,591,715,760	8.72%
6881 KYODEN	5.58	230,571,600	7.90%

### ETFs & REITs

Stock	PI (bps)	Turnover(JPY)	Share
1615 NFBANKS	22.53	109,936,110	8.42%
1699 NFOIL	20.86	1,070,919,033	24.67%
1357 NFNKDOUB	11.63	12,697,797,104	15.48%
1678 NFINDIA	10.64	112,034,600	11.42%
1320 ETF225	6.84	427,273,475	17.26%
1321 NFNK225	6.33	1,382,003,330	10.37%
8985 JHR	5.47	328,566,960	10.31%
1540 JPP GLD	4.72	519,880,358	13.87%
8964 FRONRE	4.69	168,154,400	7.87%
1571 NFNKIV	4.63	120,192,921	6.95%