

## Market Report for the Week of December 27, 2021

### Daily Averages

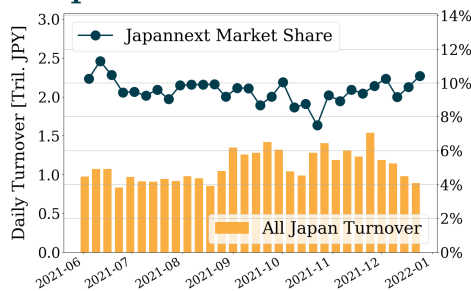
Universe	Turnover(JPY)	Volume	Share	PI (bps)	Symbols
All Market	211,326,544,194	110,125,960	9.52 %	3.12	3536
Topix100	92,464,966,088	14,553,350	10.41 %	0.71	100
Nikkei 225	79,780,936,500	24,323,825	8.57 %	1.81	224
TopixMid400	41,531,542,382	19,015,000	7.83 %	3.85	400
Small & Others	22,589,905,212	20,978,150	8.27 %	5.18	1637
Mothers & Jasdaq	24,309,010,492	20,758,175	9.30 %	5.79	931
ETFs & REITs	26,615,576,460	12,703,410	11.86 %	3.18	118

All Market  
**9.5 %**

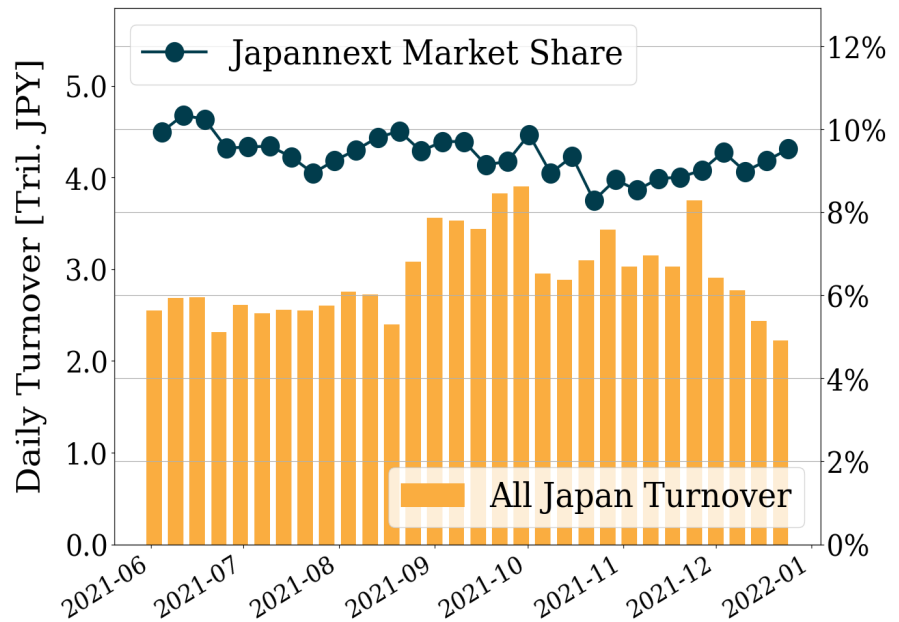
Topix 100  
**10.4 %**

Nikkei 225  
**8.6 %**

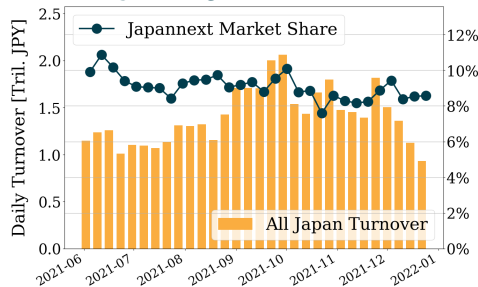
#### Topix 100



#### All Market



#### Nikkei 225



#### Top Stocks by Turnover

Stock	Turnover(JPY)	Share	PI (bps)
6920 LASRTEC	122,361,804,650	16.60%	0.54
1570 NFNKLV	61,028,139,982	13.95%	1.41
8035 TKOELCN	32,212,346,500	15.38%	0.72
9984 SOFTBNKG	31,092,227,540	11.18%	0.50
2158 FRONTEO	16,342,187,100	13.48%	4.98

#### Top Stocks by Market Share

Stock	Turnover(JPY)	Share	PI (bps)
8922 JAM	1,560,718,460	60.08%	24.91
8918 LAND	142,518,690	55.44%	485.32
9318 ASIADVEVE	390,828,630	44.77%	1351.96
2743 PIXEL	138,103,010	27.72%	51.12
7068 FFORCE G	131,725,900	26.10%	7.46

#### Top Stocks by Price Improvement

Stock	Turnover(JPY)	Share	PI (bps)
9318 ASIADVEVE	390,828,630	44.77%	1351.96
8918 LAND	142,518,690	55.44%	485.32
2743 PIXEL	138,103,010	27.72%	51.12
1783 ASIAGTHD	104,374,200	21.49%	46.43
3390 INEST	125,987,000	16.58%	39.72

#### Top Stocks by Savings

Stock	Turnover(JPY)	Share	Savings
9318 ASIADVEVE	390,828,630	44.77%	24,920,980
1357 NFNKDOUB	13,600,866,669	16.91%	13,599,878
2158 FRONTEO	16,342,187,100	13.48%	6,361,770
1570 NFNKLV	61,028,139,982	13.95%	6,326,299
6920 LASRTEC	122,361,804,650	16.60%	5,589,910

- ▶ Analysis is based on Japannext and Refinitiv data. Small & Others = First Section - TPX500.
- ▶ All Japan Turnover = Japannext (J+X+U+N) + TSE (excl. Tostnet) + Chi-X (Chi-Alpha + Chi-Select excl. Chi-Match). Market Share = Japannext turnover / All Japan Turnover.
- ▶ Opening and Closing auction trades on the TSE are excluded from calculations.
- ▶ Price Improvement (PI) and Savings (PI\*volume) are calculated by comparing the execution price against the primary market's best bid for each sell or best offer for each buy at the point of execution from the taker's perspective. Reported PI is a value-weighted average. Names with weekly traded value less than 100,000,000 JPY are excluded from the rankings tables.

## Top 10 Stocks by Turnover

### Topix 100

Stock	Turnover(JPY)	Share	PI (bps)
6920 LASRTEC	122,361,804,650	16.60%	0.54
8035 TKOELCN	32,212,346,500	15.38%	0.72
9984 SOFTBNKG	31,092,227,540	11.18%	0.50
7974 NINTEND	12,627,311,700	11.86%	0.77
6758 SONY G	11,728,188,650	10.03%	0.86
9983 FASTRET	11,146,376,100	12.47%	0.75
6861 KEYENCE	8,110,484,000	8.86%	0.67
7203 TOYOTA	5,964,073,690	6.55%	0.70
2914 JT	5,190,273,810	7.71%	0.69
6098 RECRUIT	4,528,630,760	7.78%	0.62

### Nikkei 225

Stock	Turnover(JPY)	Share	PI (bps)
8035 TKOELCN	32,212,346,500	15.38%	0.72
9984 SOFTBNKG	31,092,227,540	11.18%	0.50
9101 NYKLINE	15,646,347,100	9.45%	3.14
7974 NINTEND	12,627,311,700	11.86%	0.77
9104 MTI-OSK	11,806,895,100	10.04%	3.34
6758 SONY G	11,728,188,650	10.03%	0.86
9107 K-LINE	11,533,261,200	11.27%	4.39
9983 FASTRET	11,146,376,100	12.47%	0.75
6861 KEYENCE	8,110,484,000	8.86%	0.67
7203 TOYOTA	5,964,073,690	6.55%	0.70

### Topix Mid400

Stock	Turnover(JPY)	Share	PI (bps)
9101 NYKLINE	15,646,347,100	9.45%	3.14
9104 MTI-OSK	11,806,895,100	10.04%	3.34
9107 K-LINE	11,533,261,200	11.27%	4.39
6532 BAYCURNT	3,269,707,500	11.31%	5.47
6857 ADVNTST	3,246,581,000	8.07%	2.72
3038 KOBE BSN	2,357,732,150	9.44%	3.67
1605 INPEX	2,329,315,060	9.48%	3.05
9201 JAL	2,249,662,690	8.36%	1.35
6976 TAIYOYU	1,936,202,800	9.41%	4.72
3436 SUMCO	1,814,093,670	5.90%	1.34

### Small & Others

Stock	Turnover(JPY)	Share	PI (bps)
9519 RENOVA	7,987,420,750	9.59%	1.87
6966 MTI-HTC	6,245,993,400	12.23%	2.18
8698 MONEX G	2,727,084,300	12.49%	4.10
4483 JMDC	2,224,235,000	11.45%	4.63
6768 TAMURA	1,514,207,590	9.80%	4.92
9603 H.I.S.	1,344,086,900	6.93%	2.20
7383 NETPROHD	1,113,385,390	5.51%	2.09
6855 JEM	1,101,152,940	7.70%	1.36
3632 GREE	1,069,458,830	10.00%	3.12
7816 SNOWPEAK	1,052,395,800	8.69%	5.19

### Mothers

Stock	Turnover(JPY)	Share	PI (bps)
2158 FRONTEO	16,342,187,100	13.48%	4.98
6522 ASTERISK	3,474,558,900	14.94%	5.66
5759 NDEKAI	3,212,424,650	9.79%	5.39
4261 ASIAQUES	2,672,831,650	4.13%	7.45
4385 MERCARI	2,603,452,400	13.67%	4.65
4934 PANTI-AG	2,008,937,400	13.50%	2.63
4418 JDSC	1,892,550,930	10.16%	2.07
4880 CELLSOUR	1,863,674,200	14.12%	6.71
9212 GEI	1,852,183,140	4.81%	3.74
8922 JAM	1,560,718,460	60.08%	24.91

### JASDAQ

Stock	Turnover(JPY)	Share	PI (bps)
6890 FERROTEC	4,619,344,050	9.41%	3.40
2702 MCDNALD	3,602,501,200	13.26%	5.39
4080 TANAKAC	2,609,768,540	8.13%	1.59
7777 3DMATRIX	1,928,119,040	7.81%	5.92
3083 C'SMEN	969,974,600	11.21%	4.50
1407 WEST HD	898,977,600	10.68%	4.96
7564 WORKMAN	861,433,700	15.05%	4.67
2484 DEMAECAN	831,762,370	6.56%	4.77
4125 SANWAYUK	811,984,500	7.78%	3.60
4582 SYMBIO	569,988,670	9.51%	3.79

### Second Section

Stock	Turnover(JPY)	Share	PI (bps)
6524 KOHOKUKO	8,016,317,000	9.78%	3.54
3825 REMIX	1,365,697,300	7.30%	7.98
7254 UNIVANCE	790,917,910	9.39%	3.98
6881 KYODEN	406,511,010	8.10%	4.42
9318 ASIADAVE	390,828,630	44.77%	1351.96
6366 CHIYODA	255,186,340	9.51%	7.66
3663 ARTSPARK	192,315,230	10.06%	4.02
8226 RIKEI	184,862,150	10.22%	9.48
7412 ATOM	139,299,260	12.62%	3.37
6668 PLASMA	138,876,230	6.61%	1.77

### ETFs & REITs

Stock	Turnover(JPY)	Share	PI (bps)
1570 NFNKLV	61,028,139,982	13.95%	1.41
1357 NFNKDOUB	13,600,866,669	16.91%	12.00
1459 RK 225DI	8,251,571,414	21.83%	3.17
1458 RK 225LV	6,830,079,989	14.35%	1.53
1579 225 BULL	4,481,413,250	11.81%	1.70
1360 NKBEAR-2	3,794,993,840	18.36%	1.21
1321 NFNK225	1,014,452,554	6.26%	0.92
8951 NBF	406,319,100	7.21%	3.58
1552 VIXSHORT	352,778,334	5.05%	1.39
8985 JHR	274,775,990	9.91%	5.50

## Top 10 Stocks by Market Share

### Topix 100

Stock	Share	Turnover(JPY)	PI (bps)
6920 LASRTEC	16.60%	122,361,804,650	0.54
8035 TKOELCN	15.38%	32,212,346,500	0.72
9022 JR CENT	14.40%	3,522,372,890	0.98
6367 DAIKINI	13.60%	3,999,647,140	0.62
9983 FASTRET	12.47%	11,146,376,100	0.75
4507 SIONOGI	12.24%	3,201,219,090	0.55
7974 NINTEND	11.86%	12,627,311,700	0.77
4661 OLC	11.78%	4,325,281,950	0.73
7832 BANNAMHD	11.71%	1,224,229,550	1.47
7309 SHIMANO	11.21%	1,767,540,780	1.74

### Nikkei 225

Stock	Share	Turnover(JPY)	PI (bps)
8035 TKOELCN	15.38%	32,212,346,500	0.72
9022 JR CENT	14.40%	3,522,372,890	0.98
6361 EBARA	13.95%	866,133,200	5.15
6367 DAIKINI	13.60%	3,999,647,140	0.62
4151 KYOWAKRN	13.51%	469,488,400	5.93
1803 SHIMIZU	12.70%	585,889,580	4.62
9983 FASTRET	12.47%	11,146,376,100	0.75
3289 TOKYUFHD	12.38%	437,470,350	5.40
7211 MMC	12.33%	1,236,949,370	10.73
4507 SIONOGI	12.24%	3,201,219,090	0.55

### Topix Mid400

Stock	Share	Turnover(JPY)	PI (bps)
6465 HOSIZAKI	16.38%	342,617,800	4.36
2593 ITO EN	15.96%	477,871,500	4.26
9831 YAMADAHD	15.01%	1,578,108,840	9.06
8593 MTBHCCAP	14.95%	561,389,260	6.11
6417 SANKYOP	14.71%	244,783,690	3.61
6361 EBARA	13.95%	866,133,200	5.15
4151 KYOWAKRN	13.51%	469,488,400	5.93
4739 CTC	13.07%	372,659,300	4.29
1414 SHO-BOND	12.88%	224,530,500	6.17
1803 SHIMIZU	12.70%	585,889,580	4.62

### Small & Others

Stock	Share	Turnover(JPY)	PI (bps)
8918 LAND	55.44%	142,518,690	485.32
5358 ISOLITE	20.79%	759,861,470	3.25
6875 MEGACIP	16.68%	196,746,500	8.96
1881 NIPPO	15.31%	879,329,550	5.23
5384 FUJIMI	14.96%	237,971,800	5.42
6080 M&A CAP	14.71%	166,110,400	8.01
7734 RIKNKEK	14.00%	200,712,900	7.35
4384 RAKSUL	13.92%	524,263,200	7.03
3673 BRODLEAF	13.90%	132,288,350	6.90
8358 SURGABK	13.65%	306,097,920	6.21

### Mothers

Stock	Share	Turnover(JPY)	PI (bps)
8922 JAM	60.08%	1,560,718,460	24.91
7068 FFORCE G	26.10%	131,725,900	7.46
4591 RIBOMIC	18.59%	1,522,093,730	5.75
6522 ASTERISK	14.94%	3,474,558,900	5.66
7133 HYUGAPRI	14.75%	917,593,650	4.70
4880 CELLSOUR	14.12%	1,863,674,200	6.71
4385 MERCARI	13.67%	2,603,452,400	4.65
4490 VISASQ	13.62%	193,524,800	8.53
4071 PLUSALPH	13.54%	369,028,650	5.24
4934 PANTI-AG	13.50%	2,008,937,400	2.63

### JASDAQ

Stock	Share	Turnover(JPY)	PI (bps)
2743 PIXEL	27.72%	138,103,010	51.12
1783 ASIAGTHD	21.49%	104,374,200	46.43
3390 INEST	16.58%	125,987,000	39.72
2315 CAICA D	16.30%	121,592,570	20.72
7564 WORKMAN	15.05%	861,433,700	4.67
2195 AMITA HD	13.42%	161,973,720	5.64
4978 REPROCEL	13.32%	217,776,660	14.25
2702 MCDNALD	13.26%	3,602,501,200	5.39
2782 SERIA	12.40%	273,026,650	5.21
4293 SEPTENHD	11.82%	126,750,650	6.40

### Second Section

Stock	Share	Turnover(JPY)	PI (bps)
9318 ASIADAVE	44.77%	390,828,630	1351.96
7412 ATOM	12.62%	139,299,260	3.37
8226 RIKEI	10.22%	184,862,150	9.48
3663 ARTSPARK	10.06%	192,315,230	4.02
6524 KOHOKUKO	9.78%	8,016,317,000	3.54
6366 CHIYODA	9.51%	255,186,340	7.66
7254 UNIVANCE	9.39%	790,917,910	3.98
6881 KYODEN	8.10%	406,511,010	4.42
3825 REMIX	7.30%	1,365,697,300	7.98
6668 PLASMA	6.61%	138,876,230	1.77

### ETFs & REITs

Stock	Share	Turnover(JPY)	PI (bps)
1459 RK 225DI	21.83%	8,251,571,414	3.17
1360 NKBEAR-2	18.36%	3,794,993,840	1.21
1357 NFNKDOUB	16.91%	13,600,866,669	12.00
1458 RK 225LV	14.35%	6,830,079,989	1.53
1570 NFNKLV	13.95%	61,028,139,982	1.41
1366 DW 225DI	12.19%	170,917,602	2.68
1579 225 BULL	11.81%	4,481,413,250	1.70
8963 INV	10.21%	265,829,630	4.37
8985 JHR	9.91%	274,775,990	5.50
3309 SEKSUIHR	8.04%	143,790,000	3.04

## Top 10 Stocks by PI

### Topix 100

Stock	PI (bps)	Turnover(JPY)	Share
5020 ENEOS	2.37	802,571,150	5.28%
8308 RESONA	2.26	281,821,680	4.46%
8604 NOMRAHD	2.02	219,003,370	1.96%
7201 NISSAN	1.86	1,012,213,620	5.72%
7309 SHIMANO	1.74	1,767,540,780	11.21%
8830 SMIRE&D	1.67	485,133,030	6.54%
6586 MAKITA	1.66	181,956,690	4.59%
8002 MARBENI	1.64	1,459,772,050	11.18%
4689 ZHD	1.64	1,924,753,520	5.57%
8306 MUFG	1.62	2,093,637,470	3.35%

### Nikkei 225

Stock	PI (bps)	Turnover(JPY)	Share
6472 NTN	14.59	287,347,060	8.67%
9501 TEPCOHD	11.74	1,500,823,810	9.97%
7211 MMC	10.73	1,236,949,370	12.33%
7186 CONCRDIA	7.36	237,037,970	8.76%
7762 CITIZEN	6.59	167,023,800	8.97%
5201 AGC	6.56	1,366,065,100	9.53%
3861 OJI HD	6.44	331,489,490	9.92%
9008 KEIO	6.22	116,845,800	4.66%
9009 KDR(RR)	6.14	345,232,350	11.43%
5332 TOTO	6.13	371,068,000	10.22%

### Topix Mid400

Stock	PI (bps)	Turnover(JPY)	Share
7167 MEBUKIFG	15.65	243,082,430	8.80%
8410 SEVEN BK	15.62	424,262,050	12.69%
6472 NTN	14.59	287,347,060	8.67%
9501 TEPCOHD	11.74	1,500,823,810	9.97%
7211 MMC	10.73	1,236,949,370	12.33%
8334 GUNMABK	9.98	117,093,710	7.51%
8572 ACOM	9.29	208,056,840	10.55%
9831 YAMADAHD	9.06	1,578,108,840	15.01%
7186 CONCRDIA	7.36	237,037,970	8.76%
9627 AIN HD	7.23	119,889,100	7.89%

### Small & Others

Stock	PI (bps)	Turnover(JPY)	Share
8918 LAND	485.32	142,518,690	55.44%
8585 OR.CORP	30.76	173,663,220	8.42%
6632 JVCKW	18.33	123,221,720	13.40%
9424 JPN-COMM	15.10	292,673,520	10.22%
6541 GRACETEC	10.44	100,256,100	9.10%
5563 NP-DENK	10.36	111,536,520	9.38%
6875 MEGACIP	8.96	196,746,500	16.68%
4251 KEIWA	8.55	270,808,600	9.91%
9267 GENKYDRG	8.16	137,056,700	9.95%
8515 AIFUL	8.05	254,394,960	9.90%

### Mothers

Stock	PI (bps)	Turnover(JPY)	Share
8922 JAM	24.91	1,560,718,460	60.08%
9211 F-CODE	11.33	1,484,888,800	9.68%
4490 VISASQ	8.53	193,524,800	13.62%
4168 YAPPLI	8.07	104,616,050	11.11%
7095 MACBEEP	7.73	325,709,500	13.07%
7068 FFORCE G	7.46	131,725,900	26.10%
4261 ASIQUES	7.45	2,672,831,650	4.13%
7779 CYBRDYNE	7.40	229,657,900	10.94%
6030 ADVENTUR	7.40	117,745,900	8.36%
4563 ANGES	7.07	800,785,230	9.26%

### JASDAQ

Stock	PI (bps)	Turnover(JPY)	Share
2743 PIXEL	51.12	138,103,010	27.72%
1783 ASIAGTHD	46.43	104,374,200	21.49%
3390 INEST	39.72	125,987,000	16.58%
2315 CAICA D	20.72	121,592,570	16.30%
2388 WEDGE-HD	16.06	370,670,680	10.36%
4978 REPROCEL	14.25	217,776,660	13.32%
3779 J ESCOM	13.60	128,460,750	11.52%
7809 KOTBKIYA	9.15	134,492,300	10.98%
6658 SIRAI EL	7.50	129,472,450	9.44%
4293 SEPTENHD	6.40	126,750,650	11.82%

### Second Section

Stock	PI (bps)	Turnover(JPY)	Share
9318 ASIADVEVE	1351.96	390,828,630	44.77%
8226 RIKEI	9.48	184,862,150	10.22%
3825 REMIX	7.98	1,365,697,300	7.30%
6366 CHIYODA	7.66	255,186,340	9.51%
6881 KYODEN	4.42	406,511,010	8.10%
3663 ARTSPARK	4.02	192,315,230	10.06%
7254 UNIVANCE	3.98	790,917,910	9.39%
3377 BIKE O	3.92	135,216,900	6.55%
6524 KOHOKUKO	3.54	8,016,317,000	9.78%
7412 ATOM	3.37	139,299,260	12.62%

### ETFs & REITs

Stock	PI (bps)	Turnover(JPY)	Share
1357 NFNKDOUB	12.00	13,600,866,669	16.91%
8985 JHR	5.50	274,775,990	9.91%
1655 ISS&P500	4.64	137,438,460	2.81%
3476 R MIRAI	4.47	107,131,170	5.48%
8963 INV	4.37	265,829,630	10.21%
3226 ACCOMMO	4.10	101,456,900	7.68%
8964 FRONRE	3.61	131,465,800	5.15%
8952 JRE	3.59	208,622,800	5.70%
8951 NBF	3.58	406,319,100	7.21%
1459 RK 225DI	3.17	8,251,571,414	21.83%