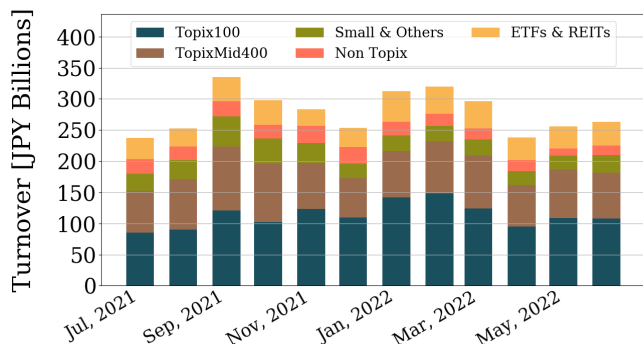


Market Report for June, 2022

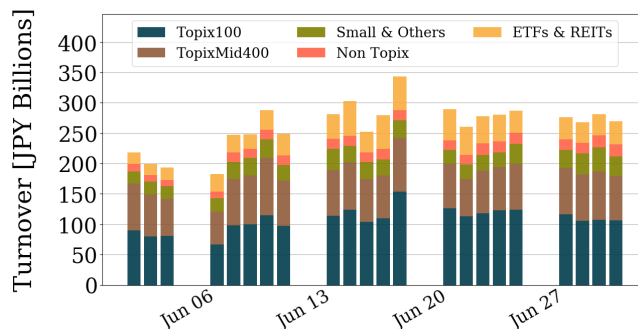
Trading Summary

Total Monthly Turnover(JPY)	5,781,767,299,026	Total Monthly Volume	2,999,696,427
Average Daily Turnover(JPY)	262,807,604,501	Average Daily Volume	136,349,838
Average PI (bps)	2.69	Average Traded Symbols	3367

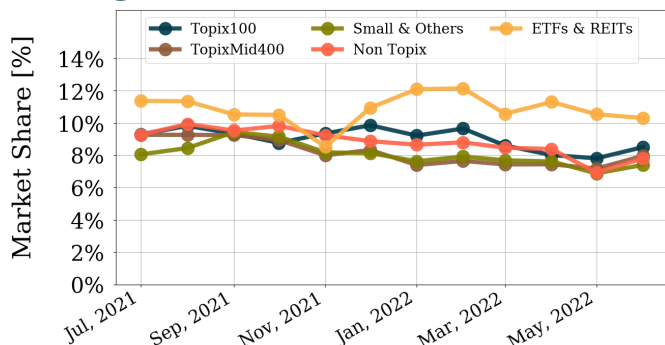
Average Daily Turnover



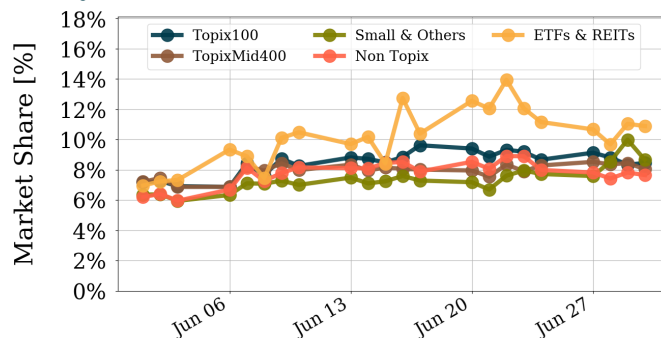
Daily Turnover



Average Market Share



Daily Market Share



Top Stocks by Turnover

Stock	Turnover(JPY)	Share	PI (bps)
6920 LASRTEC	422,599,974,900	13.38%	0.49
1570 NFNKLV	400,628,364,713	11.42%	1.55
8035 TKOELCN	185,250,539,170	10.63%	0.55
9107 K-LINE	151,170,917,400	10.57%	3.18
9984 SOFTBNKG	132,889,054,630	7.52%	0.48

Top Stocks by Market Share

Stock	Turnover(JPY)	Share	PI (bps)
9318 ASIADVEVE	1,175,127,760	87.66%	906.56
6815 UNIDENHD	28,935,517,250	57.47%	5.32
8918 LAND	347,450,100	55.44%	440.15
7647 ONTSU	214,841,720	37.07%	142.91
6731 PIXELA	231,625,240	35.60%	416.51

Top Stocks by Price Improvement

Stock	Turnover(JPY)	Share	PI (bps)
9318 ASIADVEVE	1,175,127,760	87.66%	906.56
8918 LAND	347,450,100	55.44%	440.15
6731 PIXELA	231,625,240	35.60%	416.51
7647 ONTSU	214,841,720	37.07%	142.91
1491 CHUGAIM	132,421,680	27.62%	130.68

Top Stocks by Savings

Stock	Turnover(JPY)	Share	Savings
1357 NFNKDOUB	131,248,009,466	20.00%	118,665,433
1570 NFNKLV	400,628,364,713	11.42%	43,946,542
9107 K-LINE	151,170,917,400	10.57%	41,088,300
9318 ASIADVEVE	1,175,127,760	87.66%	31,379,600
9101 NYKLINE	118,414,839,400	9.36%	29,118,100

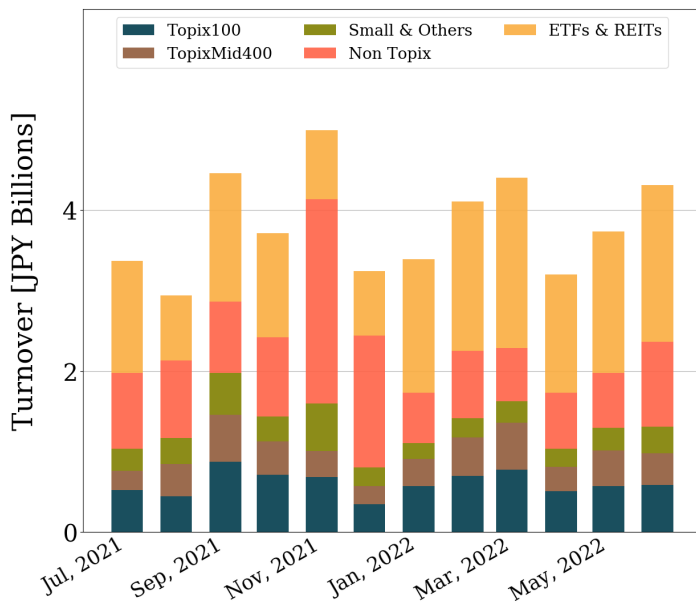
- ▶ Analysis is based on Japannext and Refinitiv data. Small & Others = Topix - TPX500.
- ▶ All Japan Turnover = Japannext (J+X+U+N) + TSE (excl. Tostnet) + CBOE (CBOE-Alpha + CBOE-Select excl. CBOE-Match).
Market Share = Japannext turnover / All Japan Turnover.
- ▶ Opening and Closing auction trades on the TSE are excluded from calculations.
- ▶ Price Improvement (PI) and Savings (PI*volume) are calculated by comparing the execution price against the primary market's best bid for each sell or best offer for each buy at the point of execution from the taker's perspective. Reported PI is a value-weighted average. Names with monthly traded value less than 100,000,000 JPY are excluded from the rankings tables.

Night-Time Market Report for June, 2022

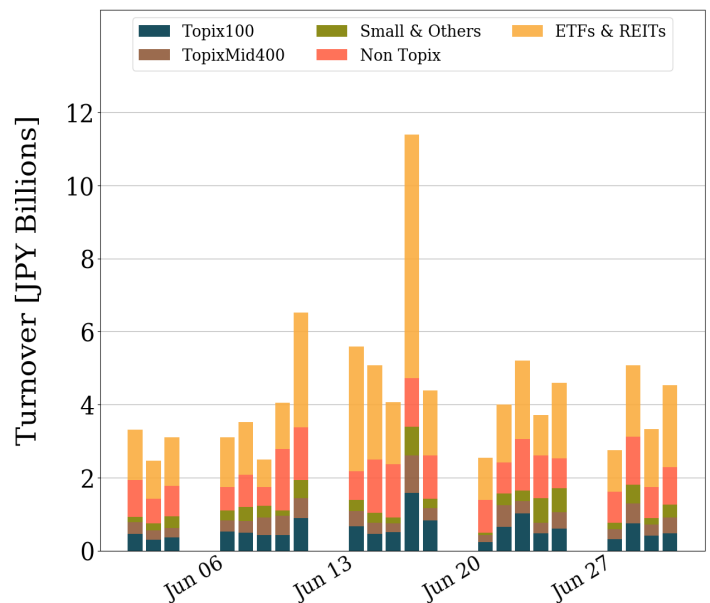
Trading Summary

Total Monthly Turnover(JPY)	94,814,424,122	Total Monthly Volume	223,387,470
Average Daily Turnover(JPY)	4,309,746,551	Average Daily Volume	10,153,976
Average Quoted Symbols	3435	Average Traded Symbols	602

Average Nightly Turnover



Nightly Turnover



Top Stocks by Turnover

Stock	Turnover(JPY)	Share
1570 NFNKLV	16,853,319,633	0.48%
1357 NFNKDOUB	9,713,499,012	1.48%
1458 RK 225LV	3,689,932,867	0.87%
1360 NKBEAR-2	3,252,247,972	1.11%
1552 VIXSHORT	3,229,789,480	3.73%
5032 ANYCOLOR	2,925,625,900	0.98%
1459 RK 225DI	2,315,985,276	0.53%
6619 W-SCOPE	2,169,326,740	0.24%
3825 REMIX	2,001,706,130	1.40%
1579 225 BULL	1,973,391,700	0.43%
4777 GALA	1,938,409,490	1.77%
7203 TOYOTA	1,708,239,220	0.19%
1605 INPEX	1,293,904,090	0.22%
4575 CANBAS	1,251,945,630	2.05%
3810 CYBER-S	1,135,918,110	0.90%

Top Stocks by Market Share

Stock	Turnover(JPY)	Share
9318 ASIADVEVE	696,756,700	51.98%
1743 KOATSUK	55,176,700	41.63%
3439 MITSUCHI	220,000	13.23%
6558 COOKBIZ	29,031,670	12.96%
4422 VALUENEX	15,671,230	10.20%
8215 G-YAMGA	1,293,180	9.49%
6195 HOPE	142,422,670	9.28%
3634 SOCKETS	16,968,230	9.01%
7435 NADEX	22,366,350	8.87%
3840 PATH	76,248,880	8.69%
7169 NFCHD	15,782,020	8.52%
1491 CHUGAIM	40,201,720	8.38%
1382 HOB	16,411,530	8.36%
4570 IBL	189,196,480	7.58%
8918 LAND	46,283,650	7.39%

► Analysis is based on Japannext and Refinitiv data. Small & Others = Topix - TPX500. Only Night-Time market is included.

Top 10 Stocks by Turnover

Topix 100

Stock	Turnover(JPY)	Share	PI (bps)
6920 LASRTEC	422,599,974,900	13.38%	0.49
8035 TKOELCN	185,250,539,170	10.63%	0.55
9984 SOFTBNKG	132,889,054,630	7.52%	0.48
9983 FASTRET	130,508,731,900	12.23%	0.72
6758 SONY G	70,903,357,380	9.20%	1.04
7011 MHI	60,009,547,980	9.27%	0.64
7203 TOYOTA	54,713,286,900	5.94%	0.72
6861 KEYENCE	46,133,112,430	8.57%	0.94
7974 NINTEND	45,374,997,600	8.16%	0.80
4063 SINETUC	40,419,313,040	7.86%	0.79

Topix Mid400

Stock	Turnover(JPY)	Share	PI (bps)
9107 K-LINE	151,170,917,400	10.57%	3.18
9101 NYKLINE	118,414,839,400	9.36%	2.84
9104 MTI-OSK	64,111,659,670	9.82%	4.25
9501 TEPCOHD	47,225,834,290	10.93%	5.67
1605 INPEX	46,473,936,730	7.84%	1.61
6532 BAYCURNT	33,489,893,500	10.68%	4.13
6857 ADVNTST	27,287,411,400	8.53%	3.74
7211 MMC	24,646,376,890	10.59%	6.89
4755 RAKUTENG	23,439,036,660	11.20%	4.50
6723 RENESAS	19,647,754,120	6.72%	1.89

Small & Others

Stock	Turnover(JPY)	Share	PI (bps)
6619 W-SCOPE	53,425,075,570	5.81%	1.45
6966 MTI-HTC	35,060,622,200	10.42%	2.51
5726 OSAKATIT	35,058,078,800	6.40%	1.27
6815 UNIDENHD	28,935,517,250	57.47%	5.32
9519 RENOVA	23,787,152,070	5.77%	1.37
5727 TOHOTIT	16,571,073,250	7.06%	1.54
9375 KWE	14,706,886,300	35.41%	5.31
1518 MIT-MAT	10,503,973,870	6.90%	2.99
8698 MONEX G	7,899,279,420	11.56%	6.62
6323 RORZE	6,096,459,300	10.68%	2.61

Non Topix

Stock	Turnover(JPY)	Share	PI (bps)
5032 ANYCOLOR	28,765,793,900	9.66%	4.04
4169 ENCHANGE	22,412,466,830	8.93%	2.68
4385 MERCARI	17,252,420,310	4.50%	1.17
3825 REMIX	11,441,629,320	8.00%	4.33
3810 CYBER-S	9,895,674,560	7.86%	3.34
4777 GALA	9,749,505,930	8.91%	4.11
2702 MCDNALD	8,161,675,700	14.15%	5.99
4485 JTOWER	8,146,452,900	8.87%	4.07
2437 SHINWISE	7,436,904,050	8.91%	2.85
4194 VISIONAL	6,519,687,700	10.95%	4.55

ETFs & REITs

Stock	Turnover(JPY)	Share	PI (bps)
1570 NFNKLV	400,628,364,713	11.42%	1.55
1357 NFNKDOUB	131,248,009,466	20.00%	11.47
1459 RK 225DI	56,047,629,127	12.82%	2.66
1579 225 BULL	54,524,044,150	12.00%	1.57
1360 NKBEAR-2	50,896,507,165	17.42%	2.04
1458 RK 225LV	46,082,721,808	10.81%	1.59
1552 VIXSHORT	5,230,668,946	6.04%	0.49
1321 NFNK225	4,477,943,217	3.03%	0.65
1366 DW 225DI	4,267,185,905	11.88%	3.88
8951 NBF	3,625,631,200	5.27%	3.36

Prime

Stock	Turnover(JPY)	Share	PI (bps)
6920 LASRTEC	422,599,974,900	13.38%	0.49
8035 TKOELCN	185,250,539,170	10.63%	0.55
9107 K-LINE	151,170,917,400	10.57%	3.18
9984 SOFTBNKG	132,889,054,630	7.52%	0.48
9983 FASTRET	130,508,731,900	12.23%	0.72
9101 NYKLINE	118,414,839,400	9.36%	2.84
6758 SONY G	70,903,357,380	9.20%	1.04
9104 MTI-OSK	64,111,659,670	9.82%	4.25
7011 MHI	60,009,547,980	9.27%	0.64
7203 TOYOTA	54,713,286,900	5.94%	0.72

Standard

Stock	Turnover(JPY)	Share	PI (bps)
3825 REMIX	11,441,629,320	8.00%	4.33
3810 CYBER-S	9,895,674,560	7.86%	3.34
4777 GALA	9,749,505,930	8.91%	4.11
2702 MCDNALD	8,161,675,700	14.15%	5.99
2437 SHINWISE	7,436,904,050	8.91%	2.85
6890 FERROTEC	5,793,026,240	5.26%	0.93
1407 WEST HD	3,707,244,700	8.36%	5.02
7564 WORKMAN	3,705,449,250	11.93%	3.37
3856 ABALANCE	3,336,870,550	10.03%	3.63
6324 HARMONC	3,178,896,850	9.67%	3.50

Growth

Stock	Turnover(JPY)	Share	PI (bps)
5032 ANYCOLOR	28,765,793,900	9.66%	4.04
4169 ENCHANGE	22,412,466,830	8.93%	2.68
4485 JTOWER	8,146,452,900	8.87%	4.07
4194 VISIONAL	6,519,687,700	10.95%	4.55
7794 EDP	5,916,622,200	6.24%	4.33
5026 TRIPLEIZ	5,718,330,860	7.25%	2.70
4575 CANBAS	5,332,352,460	8.75%	5.18
4478 FREEE	4,199,069,900	9.95%	5.34
7359 TOKYOTSU	4,082,089,740	8.13%	2.73
4890 TSBOTAL	3,663,673,910	6.28%	3.72

Top 10 Stocks by Market Share

Topix 100

Stock	Share	Turnover(JPY)	PI (bps)
6920 LASRTEC	13.38%	422,599,974,900	0.49
9735 SECOM	12.90%	8,638,921,640	2.03
4661 OLC	12.68%	38,064,109,750	0.80
9983 FASTRET	12.23%	130,508,731,900	0.72
6367 DAIKINI	12.03%	39,196,288,340	0.83
6702 FUJITSU	11.52%	23,986,433,760	1.05
9843 NITORIHD	11.32%	12,752,357,690	1.13
6954 FANUC	11.25%	31,465,612,440	0.85
9022 JR CENT	10.72%	21,552,033,610	0.76
8035 TKOELCN	10.63%	185,250,539,170	0.55

Topix Mid400

Stock	Share	Turnover(JPY)	PI (bps)
6465 HOSIZAKI	15.53%	4,147,433,100	4.67
6417 SANKYOP	14.73%	2,453,807,200	4.29
6134 FUJICORP	13.84%	1,670,038,010	2.18
6361 EBARA	13.45%	7,089,927,500	6.14
3289 TOKYUFHD	13.15%	6,605,503,770	4.82
8572 ACOM	12.63%	1,305,337,040	11.04
8410 SEVEN BK	12.53%	2,844,048,590	14.79
2670 ABCMART	12.49%	3,806,137,900	5.25
3088 MATUCOCO	11.63%	6,262,627,800	5.65
3861 OJI HD	11.61%	2,986,539,780	5.81

Small & Others

Stock	Share	Turnover(JPY)	PI (bps)
6815 UNIDENHD	57.47%	28,935,517,250	5.32
8918 LAND	55.44%	347,450,100	440.15
9375 KWE	35.41%	14,706,886,300	5.31
6740 JDI	14.90%	1,111,079,120	52.70
2477 TEMAIRAZ	12.62%	424,308,000	4.99
7874 LEC	12.37%	169,740,300	6.17
8739 SPARX G	12.37%	223,759,850	14.33
9412 SKYPER J	12.32%	1,268,379,310	6.08
1662 PETROLE	12.27%	5,012,536,440	4.76
8566 RICOHLS	12.15%	428,279,850	4.29

Non Topix

Stock	Share	Turnover(JPY)	PI (bps)
9318 ASIADAVE	87.66%	1,175,127,760	906.56
7647 ONTSU	37.07%	214,841,720	142.91
6731 PIXELA	35.60%	231,625,240	416.51
1491 CHUGAIM	27.62%	132,421,680	130.68
2176 INARESCH	21.88%	203,262,610	3.43
9973 KOZOSUSI	19.73%	366,060,600	94.09
3840 PATH	19.31%	169,488,450	31.55
2743 PIXEL	17.79%	192,641,810	39.22
2586 FRUTA	17.74%	220,572,940	24.62
9820 MTGENEX	17.09%	105,748,570	8.89

ETFs & REITs

Stock	Share	Turnover(JPY)	PI (bps)
1357 NFNKDOUB	20.00%	131,248,009,466	11.47
1360 NKBEAR-2	17.42%	50,896,507,165	2.04
1356 TPXBEAR2	14.69%	1,263,032,476	2.84
1580 225 BEAR	13.84%	666,177,697	1.26
1459 RK 225DI	12.82%	56,047,629,127	2.66
1579 225 BULL	12.00%	54,524,044,150	1.57
1366 DW 225DI	11.88%	4,267,185,905	3.88
1570 NFNKLV	11.42%	400,628,364,713	1.55
1365 DW 225LV	11.39%	3,484,247,748	1.93
1458 RK 225LV	10.81%	46,082,721,808	1.59

Prime

Stock	Share	Turnover(JPY)	PI (bps)
6815 UNIDENHD	57.47%	28,935,517,250	5.32
9375 KWE	35.41%	14,706,886,300	5.31
6465 HOSIZAKI	15.53%	4,147,433,100	4.67
6740 JDI	14.90%	1,111,079,120	52.70
6417 SANKYOP	14.73%	2,453,807,200	4.29
6134 FUJICORP	13.84%	1,670,038,010	2.18
6361 EBARA	13.45%	7,089,927,500	6.14
6920 LASRTEC	13.38%	422,599,974,900	0.49
3289 TOKYUFHD	13.15%	6,605,503,770	4.82
9735 SECOM	12.90%	8,638,921,640	2.03

Standard

Stock	Share	Turnover(JPY)	PI (bps)
9318 ASIADAVE	87.66%	1,175,127,760	906.56
8918 LAND	55.44%	347,450,100	440.15
7647 ONTSU	37.07%	214,841,720	142.91
6731 PIXELA	35.60%	231,625,240	416.51
1491 CHUGAIM	27.62%	132,421,680	130.68
2176 INARESCH	21.88%	203,262,610	3.43
9973 KOZOSUSI	19.73%	366,060,600	94.09
3840 PATH	19.31%	169,488,450	31.55
2743 PIXEL	17.79%	192,641,810	39.22
9820 MTGENEX	17.09%	105,748,570	8.89

Growth

Stock	Share	Turnover(JPY)	PI (bps)
2586 FRUTA	17.74%	220,572,940	24.62
3664 MOBCASTH	16.46%	273,876,090	27.70
4564 OTS	16.30%	139,630,610	39.50
7363 BABYCALE	16.30%	110,075,930	4.73
4570 IBL	15.75%	393,127,820	6.51
6195 HOPE	14.74%	226,259,200	9.08
4597 SOLASIA	13.99%	663,205,140	29.35
2370 MEDINET	13.91%	3,374,808,820	37.83
7373 AIDMA HD	12.45%	580,820,860	2.40
4480 MEDLEY	12.09%	2,100,665,150	1.74

Top 10 Stocks by PI

Topix 100

Stock	PI (bps)	Turnover(JPY)	Share
4689 ZHD	2.60	9,717,718,770	5.76%
8308 RESONA	2.09	4,580,183,270	4.33%
5020 ENEOS	2.08	9,557,617,140	4.59%
8604 NOMRAHD	2.06	1,542,878,840	1.65%
9735 SECOM	2.03	8,638,921,640	12.90%
7201 NISSAN	1.99	9,856,220,860	5.16%
4528 ONOPHAM	1.75	6,974,697,230	9.32%
8601 DAIWASG	1.72	2,847,874,370	5.57%
8830 SMIRE&D	1.70	7,489,315,900	9.62%
1925 DAIW-HS	1.61	4,186,745,580	6.07%

Topix Mid400

Stock	PI (bps)	Turnover(JPY)	Share
8410 SEVEN BK	14.79	2,844,048,590	12.53%
7167 MEBUKIFG	14.02	2,624,959,930	10.59%
6472 NTN	11.72	4,876,155,530	9.83%
8572 ACOM	11.04	1,305,337,040	12.63%
8334 GUNMABK	8.87	894,572,080	7.47%
7180 KYUSHUFG	8.58	702,322,240	9.55%
2492 INFOMART	7.59	803,670,680	7.68%
9831 YAMADAHD	7.19	7,474,398,620	11.39%
4902 KONICAM	7.06	5,288,832,840	11.24%
7186 CONCRDIA	7.05	3,447,349,660	8.41%

Small & Others

Stock	PI (bps)	Turnover(JPY)	Share
8918 LAND	440.15	347,450,100	55.44%
6740 JDI	52.70	1,111,079,120	14.90%
8585 OR.CORP	32.68	820,424,040	10.86%
3315 NIP-COKE	29.38	703,638,910	9.76%
7527 SYSSOFT	25.17	153,640,700	8.39%
7238 AKEBONO	20.31	388,371,630	10.56%
2120 LIFULL	19.19	223,168,420	10.30%
2353 NP-PARK	19.02	654,312,680	9.37%
6632 JVCKW	18.29	529,186,230	11.00%
8714 SENSUIK	16.06	452,545,810	6.36%

Non Topix

Stock	PI (bps)	Turnover(JPY)	Share
9318 ASIADAVE	906.56	1,175,127,760	87.66%
6731 PIXELA	416.51	231,625,240	35.60%
7647 ONTSU	142.91	214,841,720	37.07%
1491 CHUGAIM	130.68	132,421,680	27.62%
9973 KOZOSUSI	94.09	366,060,600	19.73%
1757 SMALMEDI	77.42	155,866,890	14.24%
4564 OTS	39.50	139,630,610	16.30%
2743 PIXEL	39.22	192,641,810	17.79%
2370 MEDINET	37.83	3,374,808,820	13.91%
6993 DAIKOKYA	36.98	1,370,798,170	12.51%

ETFs & REITs

Stock	PI (bps)	Turnover(JPY)	Share
1357 NFNKDOUB	11.47	131,248,009,466	20.00%
1671 WTI ETF	4.92	2,717,032,000	6.54%
8985 JHR	4.54	2,321,222,030	10.59%
8964 FRONRE	4.20	1,206,404,900	5.97%
1366 DW 225DI	3.88	4,267,185,905	11.88%
3468 STARASIA	3.85	455,257,450	7.55%
8952 JRE	3.73	2,836,900,200	5.81%
3471 MITSUIPL	3.68	1,696,639,850	7.88%
8963 INV	3.58	1,950,980,555	8.57%
8967 JPN-LOGI	3.52	1,017,377,170	6.11%

Prime

Stock	PI (bps)	Turnover(JPY)	Share
6740 JDI	52.70	1,111,079,120	14.90%
8585 OR.CORP	32.68	820,424,040	10.86%
3315 NIP-COKE	29.38	703,638,910	9.76%
7527 SYSSOFT	25.17	153,640,700	8.39%
7238 AKEBONO	20.31	388,371,630	10.56%
2120 LIFULL	19.19	223,168,420	10.30%
2353 NP-PARK	19.02	654,312,680	9.37%
6632 JVCKW	18.29	529,186,230	11.00%
8714 SENSUIK	16.06	452,545,810	6.36%
8524 NORTHPBK	15.99	450,872,790	10.51%

Standard

Stock	PI (bps)	Turnover(JPY)	Share
9318 ASIADAVE	906.56	1,175,127,760	87.66%
8918 LAND	440.15	347,450,100	55.44%
6731 PIXELA	416.51	231,625,240	35.60%
7647 ONTSU	142.91	214,841,720	37.07%
1491 CHUGAIM	130.68	132,421,680	27.62%
9973 KOZOSUSI	94.09	366,060,600	19.73%
1757 SMALMEDI	77.42	155,866,890	14.24%
2743 PIXEL	39.22	192,641,810	17.79%
6993 DAIKOKYA	36.98	1,370,798,170	12.51%
7901 MATUMOT	35.85	1,490,854,100	11.95%

Growth

Stock	PI (bps)	Turnover(JPY)	Share
4564 OTS	39.50	139,630,610	16.30%
2370 MEDINET	37.83	3,374,808,820	13.91%
4597 SOLASIA	29.35	663,205,140	13.99%
3664 MOBCASTH	27.70	273,876,090	16.46%
2586 FRUTA	24.62	220,572,940	17.74%
6181 TAMENY	14.59	335,438,210	8.50%
4978 REPROCEL	13.09	228,703,370	11.75%
7776 CELLSEED	12.32	977,614,620	9.42%
4596 KUBOTAPH	10.41	2,097,881,980	9.34%
4571 NANOCARI	9.93	356,564,140	6.54%