

Market Report for the Week of January 03, 2022

Daily Averages

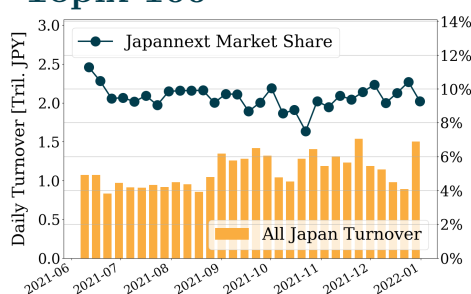
Universe	Turnover(JPY)	Volume	Share	PI (bps)	Symbols
All Market	300,505,688,640	129,412,355	8.73 %	2.67	3504
Topix100	138,925,523,670	26,804,625	9.26 %	0.80	100
Nikkei 225	142,568,854,925	43,371,350	8.14 %	1.89	225
TopixMid400	72,579,607,245	29,603,000	7.58 %	3.76	400
Small & Others	26,402,728,182	22,883,325	7.68 %	4.98	1635
Mothers & Jasdac	23,570,606,890	19,600,875	9.30 %	5.79	908
ETFs & REITs	35,091,613,187	17,926,530	10.47 %	3.15	119

All Market
8.7 %

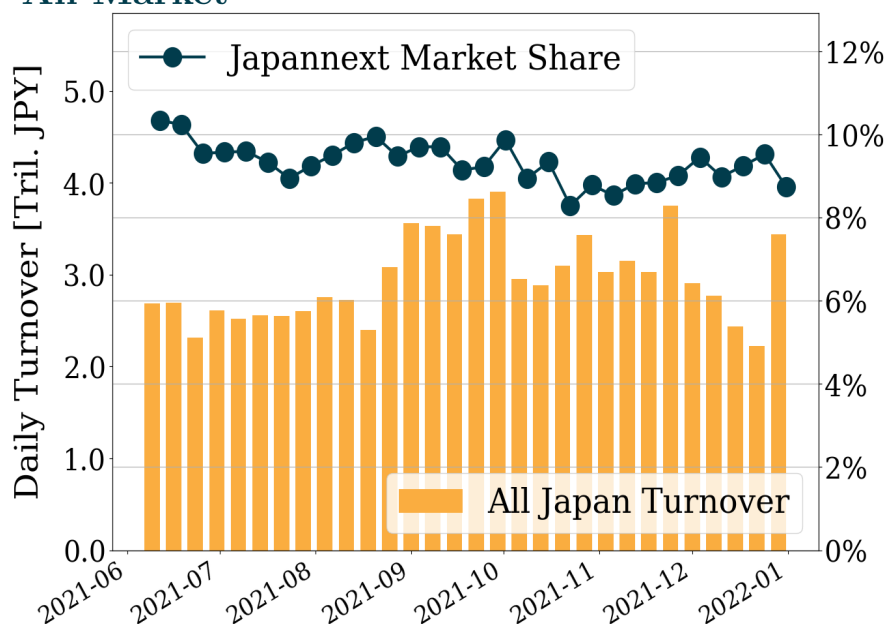
Topix 100
9.3 %

Nikkei 225
8.1 %

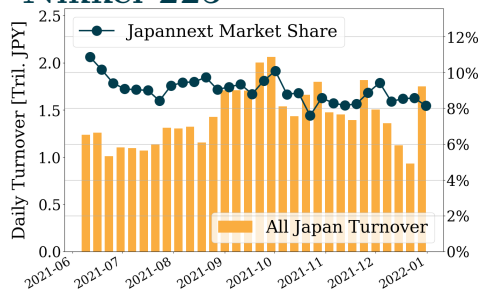
Topix 100



All Market



Nikkei 225



Top Stocks by Turnover

Stock	Turnover(JPY)	Share	PI (bps)
6920 LASRTEC	127,922,240,350	16.00%	0.63
1570 NFNKLV	72,073,493,591	11.86%	1.38
9107 K-LINE	41,686,204,700	10.88%	3.90
6758 SONY G	41,218,596,480	9.42%	0.84
8035 TKOELCN	37,759,449,500	14.46%	0.79

Top Stocks by Market Share

Stock	Turnover(JPY)	Share	PI (bps)
9318 ASIADVEVE	158,441,590	73.65%	768.79
8922 JAM	521,781,310	56.81%	32.36
2370 MEDINET	493,062,230	26.72%	69.13
1459 RK 225DI	14,180,168,849	22.78%	3.13
6740 JDI	119,391,210	19.25%	115.89

Top Stocks by Price Improvement

Stock	Turnover(JPY)	Share	PI (bps)
9318 ASIADVEVE	158,441,590	73.65%	768.79
6740 JDI	119,391,210	19.25%	115.89
2370 MEDINET	493,062,230	26.72%	69.13
1783 ASIAGTHD	188,317,090	16.12%	40.03
8922 JAM	521,781,310	56.81%	32.36

Top Stocks by Savings

Stock	Turnover(JPY)	Share	Savings
1357 NFNKDOUB	17,656,778,115	16.45%	16,716,747
9107 K-LINE	41,686,204,700	10.88%	14,100,700
1570 NFNKLV	72,073,493,591	11.86%	7,187,675
9101 NYKLINE	25,123,978,900	8.76%	6,858,100
6920 LASRTEC	127,922,240,350	16.00%	6,834,380

- ▶ Analysis is based on Japannext and Refinitiv data. Small & Others = First Section - TPX500.
- ▶ All Japan Turnover = Japannext (J+X+U+N) + TSE (excl. Tostnet) + Chi-X (Chi-Alpha + Chi-Select excl. Chi-Match). Market Share = Japannext turnover / All Japan Turnover.
- ▶ Opening and Closing auction trades on the TSE are excluded from calculations.
- ▶ Price Improvement (PI) and Savings (PI*volume) are calculated by comparing the execution price against the primary market's best bid for each sell or best offer for each buy at the point of execution from the taker's perspective. Reported PI is a value-weighted average. Names with weekly traded value less than 100,000,000 JPY are excluded from the rankings tables.

Top 10 Stocks by Turnover

Topix 100

Stock	Turnover(JPY)	Share	PI (bps)
6920 LASRTEC	127,922,240,350	16.00%	0.63
6758 SONY G	41,218,596,480	9.42%	0.84
8035 TKOELCN	37,759,449,500	14.46%	0.79
9984 SOFTBNKG	37,362,524,280	10.35%	0.52
7203 TOYOTA	25,582,673,080	7.52%	0.74
9983 FASTRET	19,569,060,800	12.38%	0.88
7974 NINTEND	15,325,565,500	12.30%	0.89
6861 KEYENCE	11,823,613,500	8.65%	0.77
6098 RECRUIT	9,440,025,460	8.07%	0.77
4661 OLC	8,740,354,690	12.33%	0.80

Nikkei 225

Stock	Turnover(JPY)	Share	PI (bps)
9107 K-LINE	41,686,204,700	10.88%	3.90
6758 SONY G	41,218,596,480	9.42%	0.84
8035 TKOELCN	37,759,449,500	14.46%	0.79
9984 SOFTBNKG	37,362,524,280	10.35%	0.52
7203 TOYOTA	25,582,673,080	7.52%	0.74
9101 NYKLINE	25,123,978,900	8.76%	3.17
9983 FASTRET	19,569,060,800	12.38%	0.88
9104 MTI-OSK	19,555,142,500	9.71%	3.11
7974 NINTEND	15,325,565,500	12.30%	0.89
6861 KEYENCE	11,823,613,500	8.65%	0.77

Topix Mid400

Stock	Turnover(JPY)	Share	PI (bps)
9107 K-LINE	41,686,204,700	10.88%	3.90
9101 NYKLINE	25,123,978,900	8.76%	3.17
9104 MTI-OSK	19,555,142,500	9.71%	3.11
6857 ADVNTST	4,837,544,400	6.40%	2.55
6976 TAIYOYU	4,577,836,200	8.47%	4.86
6532 BAYCURNT	4,079,692,500	8.33%	5.54
1605 INPEX	3,857,127,030	8.88%	3.00
6723 RENESAS	3,800,561,710	5.58%	2.00
9201 JAL	3,689,019,600	7.82%	1.37
4062 IBIDEN	3,481,915,900	10.12%	4.58

Small & Others

Stock	Turnover(JPY)	Share	PI (bps)
6966 MTI-HTC	6,551,262,900	9.13%	2.28
9519 RENOVA	3,521,457,030	7.85%	2.23
8698 MONEX G	2,567,754,160	11.39%	4.28
6855 JEM	2,380,191,320	11.71%	4.75
4483 JMDC	2,330,045,000	9.41%	6.21
1518 MIT-MAT	2,044,834,780	5.84%	2.10
3186 NEXTAGE	1,672,881,870	7.82%	1.52
7816 SNOWPEAK	1,380,455,340	6.31%	4.31
4980 DEXERIAL	1,084,526,950	8.85%	3.38
1881 NIPPO	997,161,550	14.23%	4.55

Mothers

Stock	Turnover(JPY)	Share	PI (bps)
9211 F-CODE	10,301,708,500	10.69%	3.47
2158 FRONTEO	6,960,637,660	11.85%	3.49
4385 MERCARI	4,807,697,200	12.02%	5.79
4261 ASIAQUES	4,585,405,350	9.70%	3.71
5759 NDENKAI	4,579,696,200	12.94%	5.65
4485 JTOWER	1,540,816,000	11.17%	4.11
4888 STELLAPH	1,539,308,160	7.86%	4.30
9212 GEI	1,536,607,670	7.97%	2.35
4412 SCIENCEA	1,526,253,900	12.20%	3.74
4478 FREEE	1,478,730,600	11.24%	9.84

JASDAQ

Stock	Turnover(JPY)	Share	PI (bps)
6890 FERROTEC	4,227,214,250	9.17%	3.39
7777 3DMATRIX	1,866,466,380	7.90%	6.04
4080 TANAKAC	1,754,190,340	8.74%	1.58
2702 MCDNALD	1,743,144,300	15.77%	5.74
1407 WEST HD	1,391,964,550	10.52%	4.93
2484 DEMAECAN	1,075,402,470	6.51%	3.81
7564 WORKMAN	769,588,800	13.99%	4.38
7826 FURUYAMT	751,964,500	7.88%	1.86
6324 HARMONC	584,122,450	10.30%	4.02
4582 SYMBIO	504,160,430	9.39%	3.88

Second Section

Stock	Turnover(JPY)	Share	PI (bps)
6524 KOHOKUKO	5,708,913,200	8.47%	3.58
3825 REMIX	2,736,988,180	6.26%	6.58
7254 UNIVANCE	985,556,230	9.67%	3.65
3604 KAWAMOT	633,092,030	9.21%	2.59
6656 INSPEC	364,146,490	8.98%	2.73
6881 KYODEN	361,535,130	8.31%	5.12
5922 NASU DT	311,738,500	14.98%	4.06
3663 ARTSPARK	224,572,150	9.31%	3.84
6366 CHIYODA	214,406,280	10.17%	7.96
6334 MJ.MACH	191,868,410	7.33%	8.55

ETFs & REITs

Stock	Turnover(JPY)	Share	PI (bps)
1570 NFNKLV	72,073,493,591	11.86%	1.38
1357 NFNKDOUB	17,656,778,115	16.45%	12.14
1459 RK 225DI	14,180,168,849	22.78%	3.13
1458 RK 225LV	7,730,263,680	12.69%	1.58
1360 NKBEAR-2	7,495,562,371	15.41%	1.24
1579 225 BULL	7,103,768,900	12.77%	1.65
1321 NFNK225	2,328,615,762	7.66%	1.31
1365 DW 225LV	780,405,910	12.22%	1.47
1552 VIXSHORT	684,410,628	6.04%	1.79
1306 NFTOPIX	600,272,775	3.55%	0.86

Top 10 Stocks by Market Share

Topix 100

Stock	Share	Turnover(JPY)	PI (bps)
6920 LASRTEC	16.00%	127,922,240,350	0.63
8035 TKOELCN	14.46%	37,759,449,500	0.79
6954 FANUC	13.30%	6,492,080,990	0.75
7309 SHIMANO	13.02%	2,457,552,620	1.86
9983 FASTRET	12.38%	19,569,060,800	0.88
4661 OLC	12.33%	8,740,354,690	0.80
7974 NINTEND	12.30%	15,325,565,500	0.89
6273 SMC	12.04%	3,755,440,500	1.06
9735 SECOM	11.84%	1,172,093,440	1.63
6702 FUJITSU	11.52%	4,472,279,720	0.96

Nikkei 225

Stock	Share	Turnover(JPY)	PI (bps)
8035 TKOELCN	14.46%	37,759,449,500	0.79
2282 NH FOODS	13.34%	592,622,150	3.96
6954 FANUC	13.30%	6,492,080,990	0.75
9983 FASTRET	12.38%	19,569,060,800	0.88
7974 NINTEND	12.30%	15,325,565,500	0.89
9735 SECOM	11.84%	1,172,093,440	1.63
5101 YKHA-RB	11.67%	359,175,990	2.42
3861 OJI HD	11.53%	649,787,590	6.20
6702 FUJITSU	11.52%	4,472,279,720	0.96
6361 EBARA	11.48%	1,201,743,600	5.03

Topix Mid400

Stock	Share	Turnover(JPY)	PI (bps)
6417 SANKYOP	19.23%	382,496,270	7.07
6465 HOSIZAKI	16.66%	475,542,500	4.87
2282 NH FOODS	13.34%	592,622,150	3.96
2593 ITO EN	13.04%	532,563,800	4.22
9831 YAMADAHD	12.79%	1,820,503,550	8.68
8473 SBI	12.47%	1,396,936,600	5.94
1893 P-OCEAN	12.18%	366,014,760	4.53
4919 MILBON	11.98%	138,183,300	5.98
1414 SHO-BOND	11.76%	202,636,000	7.45
9989 SUNDRUG	11.75%	359,785,770	5.63

Small & Others

Stock	Share	Turnover(JPY)	PI (bps)
6740 JDI	19.25%	119,391,210	115.89
1881 NIPPO	14.23%	997,161,550	4.55
4384 RAKSUL	13.79%	755,700,000	5.95
9267 GENKYDRG	13.63%	372,277,500	8.58
6490 NP-PLA	13.62%	454,748,800	5.56
4733 OBC	13.58%	554,002,300	3.22
9375 KWE	13.24%	277,606,020	6.65
9424 JPN-COMM	12.84%	395,663,780	15.55
6080 M&A CAP	12.70%	201,816,800	6.76
5384 FUJIMI	12.62%	310,819,700	5.03

Mothers

Stock	Share	Turnover(JPY)	PI (bps)
8922 JAM	56.81%	521,781,310	32.36
2370 MEDINET	26.72%	493,062,230	69.13
5759 NDEKAI	12.94%	4,579,696,200	5.65
4889 RENASCIE	12.41%	102,151,860	6.56
6521 OXIDE	12.29%	421,038,800	6.21
4412 SCIENCEA	12.20%	1,526,253,900	3.74
7779 CYBRDYNE	12.17%	152,976,910	7.02
4414 FLECT	12.16%	484,226,520	3.32
7072 INTIMATE	12.12%	224,666,080	4.06
4385 MERCARI	12.02%	4,807,697,200	5.79

JASDAQ

Stock	Share	Turnover(JPY)	PI (bps)
7927 MUTOSEI	18.78%	186,792,900	4.97
1783 ASIAGTHD	16.12%	188,317,090	40.03
2702 MCDNALD	15.77%	1,743,144,300	5.74
7564 WORKMAN	13.99%	769,588,800	4.38
7809 KOTBKIYA	13.02%	105,044,300	10.30
8256 MARUMIT	12.10%	292,397,450	19.52
3083 C'SMEN	11.45%	210,448,520	4.78
1789 ETS HD	10.99%	273,978,160	3.33
1407 WEST HD	10.52%	1,391,964,550	4.93
6324 HARMONC	10.30%	584,122,450	4.02

Second Section

Stock	Share	Turnover(JPY)	PI (bps)
9318 ASIADAVE	73.65%	158,441,590	768.79
5922 NASU DT	14.98%	311,738,500	4.06
7412 ATOM	12.70%	116,865,950	3.03
3856 ABALANCE	11.10%	162,583,580	5.76
6366 CHIYODA	10.17%	214,406,280	7.96
7254 UNIVANCE	9.67%	985,556,230	3.65
3663 ARTSPARK	9.31%	224,572,150	3.84
3604 KAWAMOT	9.21%	633,092,030	2.59
6656 INSPEC	8.98%	364,146,490	2.73
6245 HIRANO	8.81%	188,188,800	5.76

ETFs & REITs

Stock	Share	Turnover(JPY)	PI (bps)
1459 RK 225DI	22.78%	14,180,168,849	3.13
1357 NFNKDOUB	16.45%	17,656,778,115	12.14
1360 NKBEAR-2	15.41%	7,495,562,371	1.24
1579 225 BULL	12.77%	7,103,768,900	1.65
1458 RK 225LV	12.69%	7,730,263,680	1.58
1365 DW 225LV	12.22%	780,405,910	1.47
1570 NFNKLV	11.86%	72,073,493,591	1.38
1366 DW 225DI	10.61%	372,658,843	2.79
3309 SEKSUIHR	10.05%	243,792,690	2.75
3481 MTB LOGI	9.76%	143,875,900	6.11

Top 10 Stocks by PI

Topix 100

Stock	PI (bps)	Turnover(JPY)	Share
5020 ENEOS	2.28	1,012,237,980	4.79%
8308 RESONA	2.16	999,821,540	4.96%
8604 NOMRAHD	1.99	416,723,480	2.23%
7309 SHIMANO	1.86	2,457,552,620	13.02%
4578 OTSUKAHD	1.84	954,331,040	9.35%
6586 MAKITA	1.80	288,289,260	4.03%
7201 NISSAN	1.72	2,781,780,020	5.53%
3402 TORAY	1.64	648,547,240	4.42%
9735 SECOM	1.63	1,172,093,440	11.84%
6645 OMRON	1.62	951,975,970	4.74%

Nikkei 225

Stock	PI (bps)	Turnover(JPY)	Share
6472 NTN	12.59	443,567,270	9.07%
9501 TEPCOHD	11.34	1,464,061,420	9.73%
7211 MMC	10.36	2,679,283,820	10.67%
7003 MTI E&S	8.23	157,522,840	7.20%
7186 CONCRDIA	6.84	771,431,460	8.32%
7762 CITIZEN	6.72	360,525,050	10.60%
9008 KEIO	6.71	207,755,800	4.17%
3861 OJI HD	6.20	649,787,590	11.53%
5201 AGC	6.11	2,292,884,400	9.37%
1332 NISSUI	6.04	336,158,470	10.24%

Topix Mid400

Stock	PI (bps)	Turnover(JPY)	Share
8410 SEVEN BK	14.03	523,531,600	10.12%
7167 MEBUKIFG	13.26	573,375,700	9.05%
6472 NTN	12.59	443,567,270	9.07%
9501 TEPCOHD	11.34	1,464,061,420	9.73%
7211 MMC	10.36	2,679,283,820	10.67%
8572 ACOM	9.64	347,027,760	10.18%
9831 YAMADAHD	8.68	1,820,503,550	12.79%
8334 GUNMABK	8.58	216,762,340	7.55%
8359 82-BANK	8.25	161,012,090	6.06%
1414 SHO-BOND	7.45	202,636,000	11.76%

Small & Others

Stock	PI (bps)	Turnover(JPY)	Share
6740 JDI	115.89	119,391,210	19.25%
8585 OR.CORP	26.10	252,622,970	8.90%
3315 NIP-COKE	25.74	113,213,760	9.11%
8714 SENSUIK	19.47	169,312,720	11.63%
6632 JVCKW	18.82	172,811,970	9.94%
6803 TEAC	17.32	194,012,050	9.59%
9424 JPN-COMM	15.55	395,663,780	12.84%
5563 NP-DENK	10.78	150,192,800	9.10%
6541 GRACETEC	10.24	169,453,930	9.95%
8016 ONWARDHD	9.93	116,078,270	8.85%

Mothers

Stock	PI (bps)	Turnover(JPY)	Share
2370 MEDINET	69.13	493,062,230	26.72%
8922 JAM	32.36	521,781,310	56.81%
4591 RIBOMIC	10.95	976,872,940	11.79%
4478 FREEE	9.84	1,478,730,600	11.24%
6030 ADVENTUR	7.96	189,387,700	6.42%
4563 ANGES	7.66	354,703,030	8.65%
3936 GLOBALWA	7.08	311,344,140	10.70%
7095 MACBEEP	7.05	336,079,300	11.68%
7779 CYBRDYNE	7.02	152,976,910	12.17%
9246 PROJECTC	6.86	153,807,650	8.53%

JASDAQ

Stock	PI (bps)	Turnover(JPY)	Share
1783 ASIAGTHD	40.03	188,317,090	16.12%
8256 MARUMIT	19.52	292,397,450	12.10%
4558 CHUKYOI	10.96	141,881,420	2.53%
3779 J ESCOM	10.67	153,390,440	7.03%
7809 KOTBKIYA	10.30	105,044,300	13.02%
4970 TOYOGOS	7.80	296,835,300	7.68%
2162 NMS HD	7.04	175,717,760	5.37%
7777 3DMATRIX	6.04	1,866,466,380	7.90%
4293 SEPTENHD	5.91	109,031,560	7.50%
2702 MCDNALD	5.74	1,743,144,300	15.77%

Second Section

Stock	PI (bps)	Turnover(JPY)	Share
9318 ASIADAVE	768.79	158,441,590	73.65%
8226 RIKEI	10.46	118,060,240	7.71%
6334 MJ.MACH	8.55	191,868,410	7.33%
6366 CHIYODA	7.96	214,406,280	10.17%
3825 REMIX	6.58	2,736,988,180	6.26%
6245 HIRANO	5.76	188,188,800	8.81%
3856 ABALANCE	5.76	162,583,580	11.10%
6881 KYODEN	5.12	361,535,130	8.31%
5922 NASU DT	4.06	311,738,500	14.98%
3663 ARTSPARK	3.84	224,572,150	9.31%

ETFs & REITs

Stock	PI (bps)	Turnover(JPY)	Share
1357 NFNKDOUB	12.14	17,656,778,115	16.45%
3481 MTB LOGI	6.11	143,875,900	9.76%
8985 JHR	5.48	353,158,290	9.35%
1655 ISS&P500	4.89	252,754,395	4.34%
8963 INV	4.52	389,028,595	8.83%
1699 NFOIL	4.36	137,036,220	4.31%
1571 NFNKIV	3.82	123,102,997	2.03%
3283 PROLOGIS	3.76	364,605,050	4.72%
3468 STARASIA	3.64	139,414,840	8.49%
3471 MITSUILP	3.44	120,682,500	3.94%