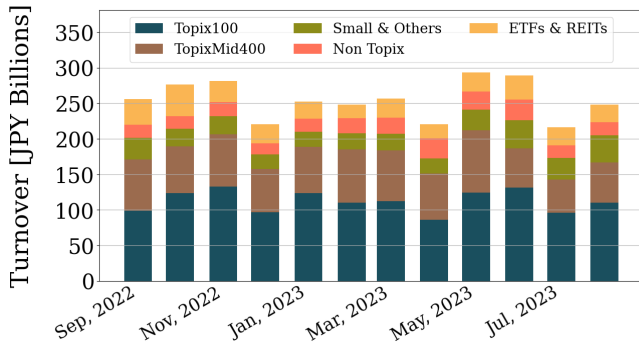


Market Report for August, 2023

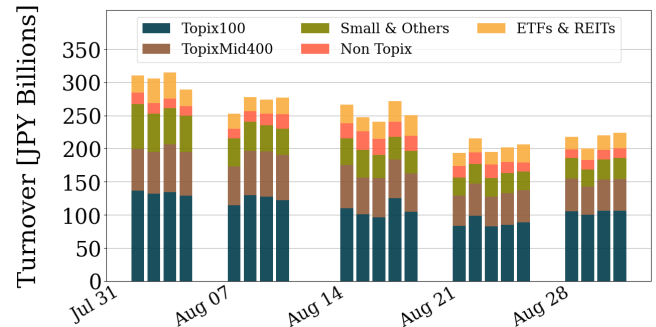
Trading Summary

Total Monthly Turnover(JPY)	5,458,459,802,053	Total Monthly Volume	5,269,385,929
Average Daily Turnover(JPY)	248,111,809,184	Average Daily Volume	239,517,542
Average PI (bps)	2.29	Average Traded Symbols	3440

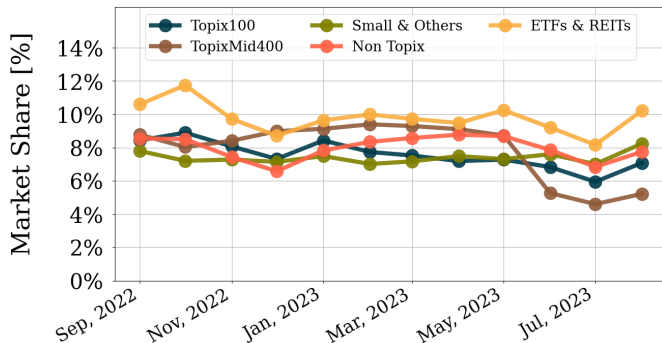
Average Daily Turnover



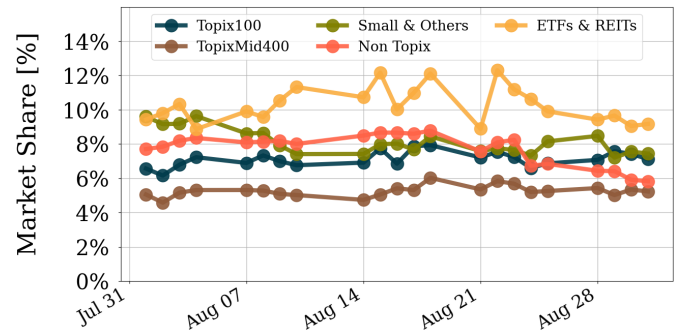
Daily Turnover



Average Market Share



Daily Market Share



Top Stocks by Turnover

Stock	Turnover(JPY)	Share	PI (bps)
6920 LASRTEC	690,349,253,420	12.18%	0.52
1570 NFNKLV	244,909,600,678	10.48%	1.05
6526 SOCIONXT	207,771,363,500	12.08%	1.75
6857 ADVNTST	151,680,881,830	7.99%	0.99
8035 TKOELCN	102,623,414,980	8.79%	0.65

Top Stocks by Market Share

Stock	Turnover(JPY)	Share	PI (bps)
8918 LAND	22,135,703,880	99.23%	572.50
6731 PIXELA	477,358,250	63.14%	2772.21
7647 ONTSU	409,564,860	41.47%	160.23
9973 KOZOSUSI	125,220,920	38.57%	196.61
2134 SUNCAPTL	197,961,110	35.01%	209.44

Top Stocks by Price Improvement

Stock	Turnover(JPY)	Share	PI (bps)
6731 PIXELA	477,358,250	63.14%	2772.21
8918 LAND	22,135,703,880	99.23%	572.50
2134 SUNCAPTL	197,961,110	35.01%	209.44
9973 KOZOSUSI	125,220,920	38.57%	196.61
7647 ONTSU	409,564,860	41.47%	160.23

Top Stocks by Savings

Stock	Turnover(JPY)	Share	Savings
1357 NFNKDOUB	74,750,432,687	17.79%	113,133,502
8918 LAND	22,135,703,880	99.23%	98,557,870
6731 PIXELA	477,358,250	63.14%	57,965,240
6920 LASRTEC	690,349,253,420	12.18%	30,398,500
6526 SOCIONXT	207,771,363,500	12.08%	27,294,200

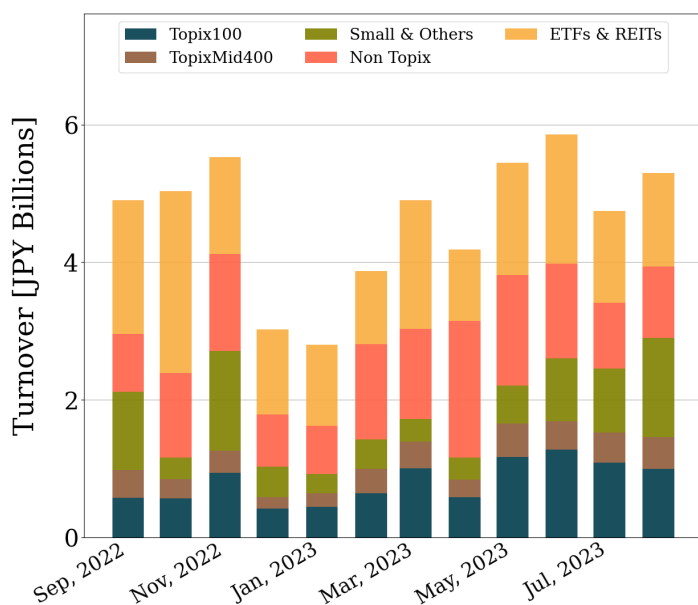
- ▶ Analysis is based on Japannext and Refinitiv data. Small & Others = Topix - TPX500.
- ▶ All Japan Turnover = Japannext (J+X+U+N) + TSE (excl. Tostnet) + CBOE (CBOE-Alpha + CBOE-Select excl. CBOE-Match). Night-time Session (N) is treated as the following business day.
Market Share = Japannext turnover / All Japan Turnover.
- ▶ Opening and Closing auction trades on the TSE are excluded from calculations.
- ▶ Price Improvement (PI) and Savings (PI*volume) are calculated by comparing the execution price against the primary market's best bid for each sell or best offer for each buy at the point of execution from the taker's perspective. Reported PI is a value-weighted average. Names with monthly traded value less than 100,000,000 JPY are excluded from the rankings tables.

Night-Time Market Report for August, 2023

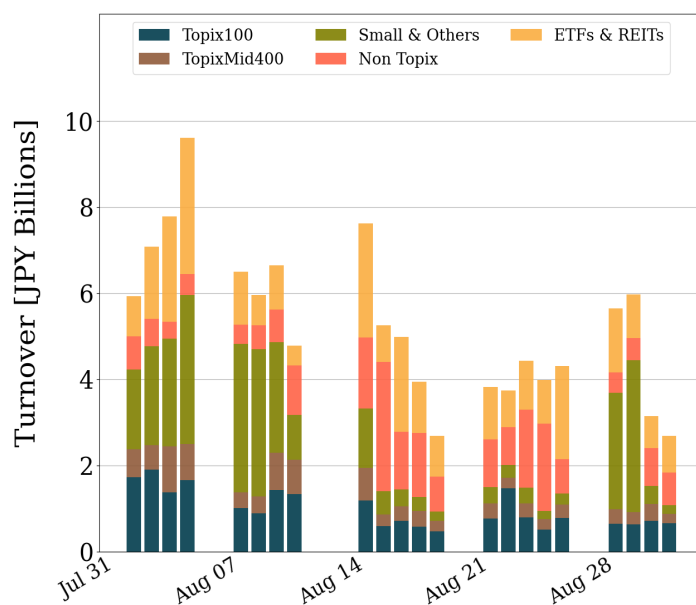
Trading Summary

Total Monthly Turnover(JPY)	116,464,633,012	Total Monthly Volume	2,629,557,708
Average Daily Turnover(JPY)	5,293,846,955	Average Daily Volume	119,525,350
Average Quoted Symbols	3572	Average Traded Symbols	786

Average Nightly Turnover



Nightly Turnover



Top Stocks by Turnover

Stock	Turnover(JPY)	Share
8918 LAND	20,225,288,200	90.66%
1570 NFNKLV	14,144,491,407	0.61%
1357 NFNKDOUB	6,102,161,777	1.45%
3856 ABALANCE	3,220,484,700	1.50%
1458 RK 225LV	2,516,129,119	1.03%
8306 MUFU	1,955,217,480	0.13%
1579 225 BULL	1,904,171,790	0.92%
7203 TOYOTA	1,855,406,060	0.15%
1459 RK 225DI	1,813,942,362	0.81%
6526 SOCIONXT	1,759,859,200	0.10%
1360 NKBEAR-2	1,676,798,084	0.83%
6920 LASRTEC	1,203,953,000	0.02%
3041 B-KADAN	1,140,611,300	5.44%
6573 AGILE	1,096,890,060	7.30%
9984 SOFTBNKG	1,003,035,410	0.07%

Top Stocks by Market Share

Stock	Turnover(JPY)	Share
8918 LAND	20,225,288,200	90.66%
5277 SPNCRET	2,166,900	29.18%
6731 PIXELA	167,253,590	22.12%
6060 COCOLONT	1,890,600	13.32%
3848 DAL	39,544,840	12.07%
8040 TOKSOIR	23,323,200	11.29%
1491 CHUGAIM	16,631,810	9.05%
4243 NIX	30,514,110	8.73%
3477 FORLIFE	667,000	7.89%
7502 PLAZAHD	3,390,830	7.56%
6573 AGILE	1,096,890,060	7.30%
5721 S-SCIEN	24,324,100	7.27%
6173 AQUALINE	132,716,400	7.23%
3469 DUALTAP	29,537,310	7.17%
2402 AMANA	172,159,660	6.98%

- ▶ Analysis is based on Japannext and Refinitiv data. Small & Others = Topix - TPX500. Only Night-Time market is included.
- ▶ Night market session is treated as the following business day.

Top 10 Stocks by Turnover

Topix 100

Stock	Turnover(JPY)	Share	PI (bps)
6920 LASRTEC	690,349,253,420	12.18%	0.52
8035 TKOELCN	102,623,414,980	8.79%	0.65
8306 MUFG	94,395,931,570	6.07%	1.47
9984 SOFTBNKG	92,739,483,000	6.76%	0.49
7203 TOYOTA	65,895,639,090	5.46%	0.79
6861 KEYENCE	65,492,017,800	8.50%	0.82
9983 FASTRET	61,869,013,340	7.96%	0.89
9101 NYKLINE	56,485,301,800	7.41%	0.78
8058 MITBISI	52,832,500,890	5.89%	0.42
6758 SONY G	50,489,314,640	7.27%	1.00

Topix Mid400

Stock	Turnover(JPY)	Share	PI (bps)
6857 ADVNTST	151,680,881,830	7.99%	0.99
9107 K-LINE	87,088,922,500	6.74%	0.65
6146 DISCO	68,431,969,350	9.05%	1.09
4385 MERCARI	35,739,686,900	7.87%	0.93
9104 MTI-OSK	24,627,701,870	5.14%	0.78
5406 KOBESTL	20,068,752,250	4.41%	1.23
1605 INPEX	18,760,901,050	4.83%	0.99
7550 ZENSHOHD	18,195,853,810	4.40%	0.89
7735 SCREEN	14,693,573,250	7.87%	1.62
4062 IBIDEN	14,333,818,130	5.17%	0.81

Small & Others

Stock	Turnover(JPY)	Share	PI (bps)
6526 SOCIONXT	207,771,363,500	12.08%	1.75
8918 LAND	22,135,703,880	99.23%	572.50
6590 SIBAURA	20,380,686,500	8.38%	2.88
6961 ENPLAS	17,528,780,100	9.52%	3.60
6619 W-SCOPE	12,913,158,670	8.98%	2.34
7014 NAMURA	10,608,810,260	5.32%	3.97
5032 ANYCOLOR	10,402,428,860	11.69%	5.30
5726 OSAKATIT	10,391,103,250	9.37%	5.33
2767 TUBRYAFI	8,065,793,820	7.50%	3.58
3132 MACNICAH	8,055,967,100	8.76%	4.73

Non Topix

Stock	Turnover(JPY)	Share	PI (bps)
3856 ABALANCE	23,283,003,600	10.87%	4.86
2160 GNI	19,615,884,760	5.85%	2.02
5253 COVER	17,357,232,600	6.37%	1.30
5586 LABOROAI	9,040,513,810	6.53%	3.39
7018 NAIKAIZ	8,886,312,890	12.98%	6.04
3911 AIMING	8,320,481,930	10.36%	5.33
5885 GDEP ADV	7,710,651,500	10.94%	3.93
9553 MICROAD	7,536,811,010	10.61%	4.93
9552 M&ARESER	7,373,671,450	10.63%	6.17
9522 RENEWABL	7,216,210,180	8.12%	2.76

ETFs & REITs

Stock	Turnover(JPY)	Share	PI (bps)
1570 NFNKLV	244,909,600,678	10.48%	1.05
1357 NFNKDOUB	74,750,432,687	17.79%	19.79
1458 RK 225LV	42,051,506,805	17.23%	1.23
1579 225 BULL	41,795,396,550	20.20%	1.47
1459 RK 225DI	33,644,538,125	15.05%	4.52
1360 NKBEAR-2	30,560,860,176	15.11%	1.75
1321 NFNK225	8,752,582,530	4.41%	1.69
8963 INV	3,014,087,600	7.43%	4.75
8951 NBF	2,870,033,700	7.16%	4.59
1552 VIXSHORT	2,845,642,934	9.93%	2.15

Prime

Stock	Turnover(JPY)	Share	PI (bps)
6920 LASRTEC	690,349,253,420	12.18%	0.52
6526 SOCIONXT	207,771,363,500	12.08%	1.75
6857 ADVNTST	151,680,881,830	7.99%	0.99
8035 TKOELCN	102,623,414,980	8.79%	0.65
8306 MUFG	94,395,931,570	6.07%	1.47
9984 SOFTBNKG	92,739,483,000	6.76%	0.49
9107 K-LINE	87,088,922,500	6.74%	0.65
6146 DISCO	68,431,969,350	9.05%	1.09
7203 TOYOTA	65,895,639,090	5.46%	0.79
6861 KEYENCE	65,492,017,800	8.50%	0.82

Standard

Stock	Turnover(JPY)	Share	PI (bps)
3856 ABALANCE	23,283,003,600	10.87%	4.86
8918 LAND	22,135,703,880	99.23%	572.50
7014 NAMURA	10,608,810,260	5.32%	3.97
7018 NAIKAIZ	8,886,312,890	12.98%	6.04
5885 GDEP ADV	7,710,651,500	10.94%	3.93
6890 FERROTEC	6,583,043,820	9.74%	4.47
2780 KOMEHYOH	4,731,510,900	10.05%	6.70
2702 MCDNALD	4,419,536,700	12.61%	5.27
6249 GC-JOYCO	4,146,854,600	8.27%	5.31
7214 GMB	3,333,860,010	10.27%	2.62

Growth

Stock	Turnover(JPY)	Share	PI (bps)
2160 GNI	19,615,884,760	5.85%	2.02
5253 COVER	17,357,232,600	6.37%	1.30
5586 LABOROAI	9,040,513,810	6.53%	3.39
3911 AIMING	8,320,481,930	10.36%	5.33
9553 MICROAD	7,536,811,010	10.61%	4.93
9522 RENEWABL	7,216,210,180	8.12%	2.76
9166 GENDA	6,731,600,280	6.62%	2.73
4477 BASE	5,470,414,870	8.61%	8.08
5585 ECONAVIS	5,250,068,830	7.90%	4.60
5574 ABEJA	5,071,300,600	8.11%	4.33

Top 10 Stocks by Market Share

Topix 100

Stock	Share	Turnover(JPY)	PI (bps)
6920 LASRTEC	12.18%	690,349,253,420	0.52
8035 TKOELCN	8.79%	102,623,414,980	0.65
6861 KEYENCE	8.50%	65,492,017,800	0.82
9202 ANA	8.32%	13,059,398,740	0.89
9983 FASTRET	7.96%	61,869,013,340	0.89
4568 1-SANKYO	7.88%	17,120,283,730	0.82
7309 SHIMANO	7.73%	7,067,123,520	0.82
8031 MITSUI	7.59%	29,408,719,900	0.71
9101 NYKLINE	7.41%	56,485,301,800	0.78
2413 M3	7.38%	9,690,711,170	1.08

Topix Mid400

Stock	Share	Turnover(JPY)	PI (bps)
4118 KANEKA	9.17%	850,260,380	1.21
6146 DISCO	9.05%	68,431,969,350	1.09
3697 SHIFT	8.77%	11,057,714,300	2.80
2897 NISINFDH	7.99%	6,883,321,900	1.75
6857 ADVNTST	7.99%	151,680,881,830	0.99
4385 MERCARI	7.87%	35,739,686,900	0.93
7735 SCREEN	7.87%	14,693,573,250	1.62
1801 TAISEI	7.58%	5,805,488,070	0.94
2593 ITO EN	7.54%	2,336,350,330	0.96
8136 SANRIO	7.49%	7,969,321,160	1.58

Small & Others

Stock	Share	Turnover(JPY)	PI (bps)
8918 LAND	99.23%	22,135,703,880	572.50
6740 JDI	24.89%	510,788,170	108.45
7905 DAIKEN	21.81%	2,357,593,230	6.84
8207 TN ALID	14.66%	133,893,360	10.96
2337 ICHIGO	14.46%	854,579,710	16.36
6741 NP-SIGN	13.98%	213,648,000	5.81
4825 WEATHER	13.81%	382,306,500	4.93
4714 RISO KY	13.15%	368,003,250	12.73
3397 TORIDOLH	12.87%	4,067,886,600	4.33
7173 KIRABOSI	12.78%	959,559,850	5.39

Non Topix

Stock	Share	Turnover(JPY)	PI (bps)
6731 PIXELA	63.14%	477,358,250	2772.21
7647 ONTSU	41.47%	409,564,860	160.23
9973 KOZOSUSI	38.57%	125,220,920	196.61
2134 SUNCAPTL	35.01%	197,961,110	209.44
7298 YACHIYO	27.02%	1,074,530,140	2.19
4564 OTS	25.03%	206,545,470	114.89
7865 PEOPLE	22.19%	132,242,210	12.33
1783 ASIAGTHD	21.59%	181,462,970	61.00
6881 KYODEN	21.03%	1,351,244,910	7.75
2370 MEDINET	19.65%	634,532,120	59.39

ETFs & REITs

Stock	Share	Turnover(JPY)	PI (bps)
1580 225 BEAR	28.00%	1,212,895,975	1.36
1579 225 BULL	20.20%	41,795,396,550	1.47
1357 NFNKDOUB	17.79%	74,750,432,687	19.79
1458 RK 225LV	17.23%	42,051,506,805	1.23
1360 NKBEAR-2	15.11%	30,560,860,176	1.75
1459 RK 225DI	15.05%	33,644,538,125	4.52
1368 IF TPXDI	12.85%	175,663,924	5.64
3287 HOSINORR	11.13%	1,254,880,800	4.64
1570 NFNKLV	10.48%	244,909,600,678	1.05
3481 MTB LOGI	9.97%	931,482,150	3.47

Prime

Stock	Share	Turnover(JPY)	PI (bps)
6740 JDI	24.89%	510,788,170	108.45
7905 DAIKEN	21.81%	2,357,593,230	6.84
2337 ICHIGO	14.46%	854,579,710	16.36
6741 NP-SIGN	13.98%	213,648,000	5.81
4825 WEATHER	13.81%	382,306,500	4.93
4714 RISO KY	13.15%	368,003,250	12.73
3397 TORIDOLH	12.87%	4,067,886,600	4.33
7173 KIRABOSI	12.78%	959,559,850	5.39
3665 ENIGMO	12.67%	160,409,870	6.69
4765 SBIGASET	12.58%	163,115,960	4.68

Standard

Stock	Share	Turnover(JPY)	PI (bps)
8918 LAND	99.23%	22,135,703,880	572.50
6731 PIXELA	63.14%	477,358,250	2772.21
7647 ONTSU	41.47%	409,564,860	160.23
9973 KOZOSUSI	38.57%	125,220,920	196.61
2134 SUNCAPTL	35.01%	197,961,110	209.44
7298 YACHIYO	27.02%	1,074,530,140	2.19
7865 PEOPLE	22.19%	132,242,210	12.33
1783 ASIAGTHD	21.59%	181,462,970	61.00
6881 KYODEN	21.03%	1,351,244,910	7.75
2743 PIXEL	18.40%	105,271,330	65.15

Growth

Stock	Share	Turnover(JPY)	PI (bps)
4564 OTS	25.03%	206,545,470	114.89
2370 MEDINET	19.65%	634,532,120	59.39
4597 SOLASIA	17.75%	139,161,000	84.25
7671 AMIDAHD	17.67%	135,361,380	4.71
6573 AGILE	15.14%	2,275,824,650	5.47
2586 FRUTA	15.06%	114,365,120	27.99
6173 AQUALINE	14.30%	262,686,720	9.09
4563 ANGES	13.57%	211,817,860	28.19
9254 LOVABLEM	13.28%	929,935,360	2.71
2402 AMANA	13.15%	324,324,350	8.28

Top 10 Stocks by PI

Topix 100

Stock	PI (bps)	Turnover(JPY)	Share
9432 NTT	6.23	17,276,274,640	5.06%
4689 ZHD	3.17	4,854,476,290	3.25%
5020 ENEOS	2.01	5,622,701,440	3.59%
8604 NOMRAHD	1.87	1,242,233,240	0.98%
7201 NISSAN	1.72	7,054,267,750	2.98%
3402 TORAY	1.65	2,279,199,180	3.38%
6178 JPPOSTHD	1.57	16,265,951,830	7.00%
9735 SECOM	1.48	5,631,379,090	6.99%
8306 MUFG	1.47	94,395,931,570	6.07%
8308 RESONA	1.47	3,411,105,770	2.39%

Topix Mid400

Stock	PI (bps)	Turnover(JPY)	Share
6472 NTN	3.64	727,119,720	2.09%
8410 SEVEN BK	3.44	792,647,950	2.56%
8572 ACOM	3.10	184,467,960	2.29%
3697 SHIFT	2.80	11,057,714,300	8.77%
7167 MEBUKIFG	2.75	374,135,610	1.25%
4506 SMIPHARM	2.58	1,764,615,780	3.87%
4005 SMICHEM	2.56	2,160,289,190	2.53%
7846 PILOT	2.53	330,830,470	5.89%
9505 HKRK-PW	2.50	612,441,280	3.84%
3101 TOYOBO	2.49	568,650,340	5.99%

Small & Others

Stock	PI (bps)	Turnover(JPY)	Share
8918 LAND	572.50	22,135,703,880	99.23%
6740 JDI	108.45	510,788,170	24.89%
3315 NIP-COKE	29.44	356,921,740	10.71%
7238 AKEBONO	20.44	155,712,120	8.96%
2337 ICHIGO	16.36	854,579,710	14.46%
2353 NP-PARK	15.21	977,415,690	9.81%
3053 PEPPER	13.59	102,378,360	7.48%
1435 ROBOTHOM	13.52	123,155,700	9.60%
9424 JPN-COMM	13.26	1,828,251,240	9.61%
6029 ARTRA G	13.20	713,140,100	9.27%

Non Topix

Stock	PI (bps)	Turnover(JPY)	Share
6731 PIXELA	2772.21	477,358,250	63.14%
2134 SUNCAPTL	209.44	197,961,110	35.01%
9973 KOZOSUSI	196.61	125,220,920	38.57%
7647 ONTSU	160.23	409,564,860	41.47%
4564 OTS	114.89	206,545,470	25.03%
4597 SOLASIA	84.25	139,161,000	17.75%
2743 PIXEL	65.15	105,271,330	18.40%
1783 ASIAGTHD	61.00	181,462,970	21.59%
2370 MEDINET	59.39	634,532,120	19.65%
3777 FHTHD	56.00	231,165,840	12.68%

ETFs & REITs

Stock	PI (bps)	Turnover(JPY)	Share
1357 NFNKDOUB	19.79	74,750,432,687	17.79%
1456 IF 225IV	7.00	131,830,915	3.78%
1366 IF 225DI	6.86	1,765,425,416	9.77%
1368 IF TPXDI	5.64	175,663,924	12.85%
1571 NFNKIV	5.59	1,530,738,109	6.32%
3468 STARASIA	5.29	1,530,704,290	6.18%
8976 DAIWAOF	4.82	1,345,599,100	9.78%
8963 INV	4.75	3,014,087,600	7.43%
3287 HOSINORR	4.64	1,254,880,800	11.13%
8972 KENEDIXO	4.61	1,634,066,450	8.01%

Prime

Stock	PI (bps)	Turnover(JPY)	Share
6740 JDI	108.45	510,788,170	24.89%
3315 NIP-COKE	29.44	356,921,740	10.71%
7238 AKEBONO	20.44	155,712,120	8.96%
2337 ICHIGO	16.36	854,579,710	14.46%
2353 NP-PARK	15.21	977,415,690	9.81%
3053 PEPPER	13.59	102,378,360	7.48%
1435 ROBOTHOM	13.52	123,155,700	9.60%
9424 JPN-COMM	13.26	1,828,251,240	9.61%
2120 LIFULL	13.05	443,915,140	10.45%
3103 UNITIKA	12.85	207,057,820	7.46%

Standard

Stock	PI (bps)	Turnover(JPY)	Share
6731 PIXELA	2772.21	477,358,250	63.14%
8918 LAND	572.50	22,135,703,880	99.23%
2134 SUNCAPTL	209.44	197,961,110	35.01%
9973 KOZOSUSI	196.61	125,220,920	38.57%
7647 ONTSU	160.23	409,564,860	41.47%
2743 PIXEL	65.15	105,271,330	18.40%
1783 ASIAGTHD	61.00	181,462,970	21.59%
6993 DAIKOKYA	55.24	223,564,460	9.53%
6659 MEDIALNK	42.98	409,363,340	13.04%
8789 FINTECH	42.58	165,795,920	14.56%

Growth

Stock	PI (bps)	Turnover(JPY)	Share
4564 OTS	114.89	206,545,470	25.03%
4597 SOLASIA	84.25	139,161,000	17.75%
2370 MEDINET	59.39	634,532,120	19.65%
3777 FHTHD	56.00	231,165,840	12.68%
4563 ANGES	28.19	211,817,860	13.57%
2586 FRUTA	27.99	114,365,120	15.06%
4594 BRITPATH	19.61	209,178,400	10.68%
4583 CHIOME	16.47	111,913,940	10.49%
7777 3DMATRIX	13.66	133,118,080	8.19%
6550 UNIPOS	13.59	242,579,100	4.72%