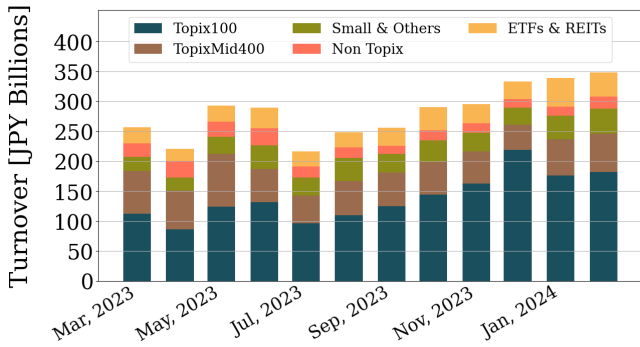


Market Report for February, 2024

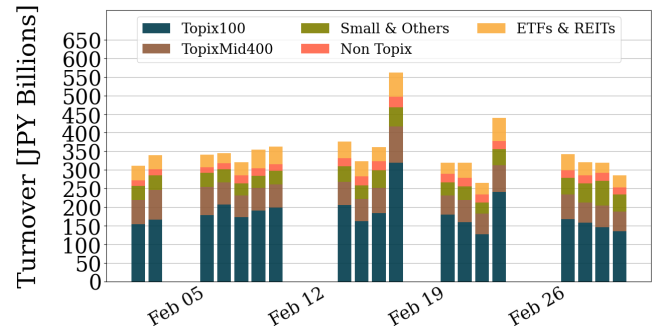
Trading Summary

Total Monthly Turnover(JPY)	6,614,863,267,880	Total Monthly Volume	3,170,262,552
Average Daily Turnover(JPY)	348,150,698,309	Average Daily Volume	166,855,924
Average PI (bps)	1.99	Average Traded Symbols	3244

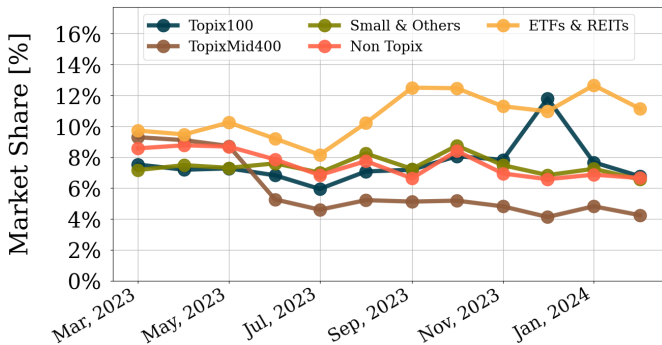
Average Daily Turnover



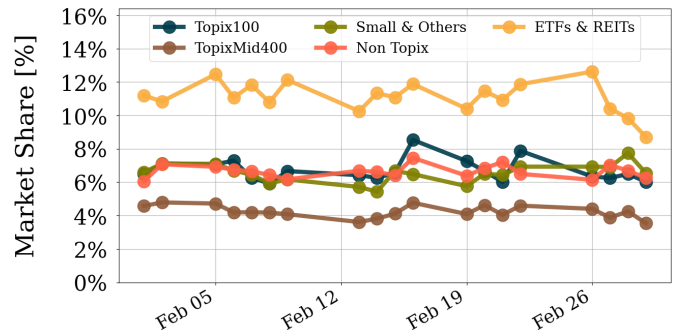
Daily Turnover



Average Market Share



Daily Market Share



Top Stocks by Turnover

Stock	Turnover(JPY)	Share	PI (bps)
6920 LASRTEC	802,047,474,350	10.22%	0.44
1570 NFNKLV	428,839,823,380	12.52%	0.86
8035 TKOELCN	239,239,909,200	8.37%	0.43
7735 SCREEN	212,850,854,700	9.47%	1.10
6857 ADVNTST	197,047,766,840	7.94%	0.47

Top Stocks by Market Share

Stock	Turnover(JPY)	Share	PI (bps)
8918 LAND	2,131,175,770	95.70%	655.10
7647 ONTSU	466,194,140	52.08%	200.70
9973 KOZOSUSI	230,371,450	51.98%	223.27
5127 GUPPY'S	961,800,000	35.47%	4.62
6556 WELBE	2,807,362,930	31.76%	2.96

Top Stocks by Price Improvement

Stock	Turnover(JPY)	Share	PI (bps)
8918 LAND	2,131,175,770	95.70%	655.10
2134 SUNCAPTL	115,987,610	25.49%	267.65
9973 KOZOSUSI	230,371,450	51.98%	223.27
6740 JDI	691,015,600	29.91%	221.31
7647 ONTSU	466,194,140	52.08%	200.70

Top Stocks by Savings

Stock	Turnover(JPY)	Share	Savings
1357 NFNKDOUB	79,484,614,746	28.91%	191,399,412
8918 LAND	2,131,175,770	95.70%	71,905,750
6920 LASRTEC	802,047,474,350	10.22%	31,271,340
1570 NFNKLV	428,839,823,380	12.52%	24,322,721
7735 SCREEN	212,850,854,700	9.47%	20,647,050

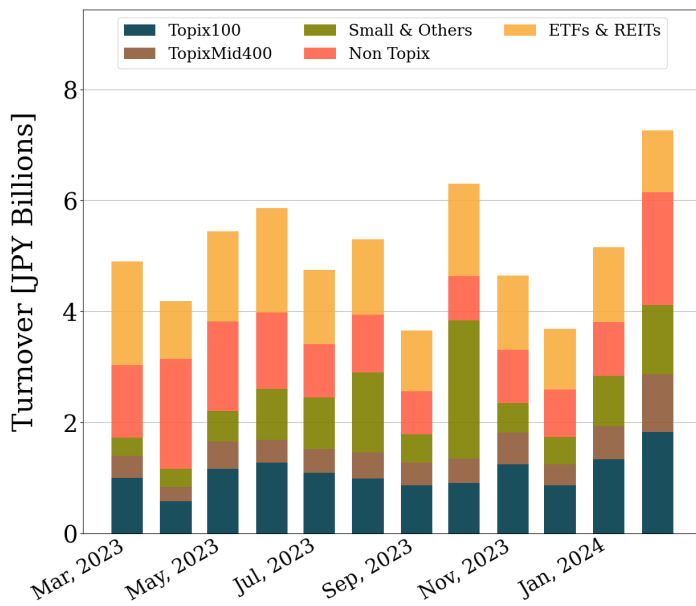
- ▶ Analysis is based on Japannext and Refinitiv data. Small & Others = Topix - TPX500.
- ▶ All Japan Turnover = Japannext (J+X+U+N) + TSE (excl. Tostnet) + CBOE (CBOE-Alpha + CBOE-Select excl. CBOE-Match). Night-time Session (N) is treated as the following business day.
Market Share = Japannext turnover / All Japan Turnover.
- ▶ Opening and Closing auction trades on the TSE are excluded from calculations.
- ▶ Price Improvement (PI) and Savings (PI*volume) are calculated by comparing the execution price against the primary market's best bid for each sell or best offer for each buy at the point of execution from the taker's perspective. Reported PI is a value-weighted average. Names with monthly traded value less than 100,000,000 JPY are excluded from the rankings tables.

Night-Time Market Report for February, 2024

Trading Summary

Total Monthly Turnover(JPY)	137,936,815,550	Total Monthly Volume	202,447,957
Average Daily Turnover(JPY)	7,259,832,397	Average Daily Volume	10,655,156
Average Quoted Symbols	3709	Average Traded Symbols	1016

Average Nightly Turnover



Nightly Turnover



Top Stocks by Turnover

Stock	Turnover(JPY)	Share
1570 NFNKLV	11,151,011,212	0.33%
7003 MTI E&S	4,488,401,050	0.75%
5595 IQPS	4,421,393,280	0.55%
1357 NFNKDOUB	4,187,840,642	1.52%
7203 TOYOTA	3,403,783,670	0.14%
8304 AOZORA	2,878,029,610	0.72%
6920 LASRTEC	2,586,566,300	0.03%
8306 MUFU	2,402,744,210	0.13%
8035 TKOELCN	2,345,226,050	0.08%
6526 SOCIONXT	2,261,840,670	0.14%
9235 URERUNET	2,175,478,800	4.79%
9984 SOFTBNKG	2,077,277,210	0.08%
7735 SCREEN	1,930,342,300	0.09%
2330 FORSIDE	1,848,445,710	2.33%
1458 RK 225LV	1,755,226,371	0.70%

Top Stocks by Market Share

Stock	Turnover(JPY)	Share
7091 LPF	46,162,740	24.13%
3238 CNTRL GE	47,801,320	20.03%
2397 DNACHIP	199,152,050	16.41%
4918 IVYCOSM	28,085,930	15.83%
8918 LAND	334,315,160	15.01%
4624 ISAM-P	7,171,500	14.56%
9885 CHARLE	179,138,890	14.16%
7829 SAMANTHA	78,012,380	13.92%
7601 POPLAR	690,599,300	11.28%
1789 ETS HD	56,749,950	10.69%
7719 TKOKOKI	70,643,880	10.53%
7129 MIAHELSA	6,399,650	10.26%
6248 YOKOTA	7,056,660	10.21%
8894 REVOLUTI	153,739,420	9.76%
5126 PORTERS	10,692,240	8.51%

- ▶ Analysis is based on Japannext and Refinitiv data. Small & Others = Topix - TPX500. Only Night-Time market is included.
- ▶ Night market session is treated as the following business day.

Top 10 Stocks by Turnover

Topix 100

Stock	Turnover(JPY)	Share	PI (bps)
6920 LASRTEC	802,047,474,350	10.22%	0.44
8035 TKOELCN	239,239,909,200	8.37%	0.43
6857 ADVNTST	197,047,766,840	7.94%	0.47
6146 DISCO	175,989,130,220	9.80%	0.43
7203 TOYOTA	163,207,953,940	6.77%	0.79
9984 SOFTBNKG	154,281,587,920	6.07%	0.40
8306 MUFG	109,260,877,810	5.81%	1.15
7011 MHI	94,537,006,600	10.04%	1.04
8058 MITBISI	77,360,772,060	7.02%	0.81
6723 RENESAS	71,679,403,910	6.04%	0.78

Topix Mid400

Stock	Turnover(JPY)	Share	PI (bps)
7735 SCREEN	212,850,854,700	9.47%	1.10
9107 K-LINE	110,269,144,470	5.68%	0.38
6526 SOCIONXT	83,680,555,270	5.19%	0.74
9104 MTI-OSK	29,505,296,650	4.88%	0.56
8304 AOZORA	19,311,721,940	4.82%	1.17
9501 TEPCOHD	17,387,545,040	1.80%	1.38
2651 LAWSON	15,821,663,080	8.76%	1.66
4385 MERCARI	14,315,194,230	5.75%	1.11
5406 KOBESTL	13,232,381,790	3.80%	0.89
3697 SHIFT	12,858,039,950	7.25%	2.03

Small & Others

Stock	Turnover(JPY)	Share	PI (bps)
7003 MTI E&S	55,697,095,930	9.32%	1.85
6254 NOMURAMI	46,737,989,500	7.48%	2.20
6315 TOWA	43,660,490,500	7.94%	3.67
3778 SAKURA	38,254,972,500	8.13%	4.31
6871 MICRONI	21,042,007,050	8.09%	4.36
6525 KOKUSAI	15,929,318,600	5.29%	3.38
9552 M&ARESER	14,632,147,100	11.96%	5.80
3498 KASUMIGA	14,287,442,500	7.15%	3.93
6323 RORZE	12,341,783,300	8.40%	2.76
7014 NAMURA	12,265,187,330	4.01%	1.92

Non Topix

Stock	Turnover(JPY)	Share	PI (bps)
5595 IQPS	57,954,783,630	7.16%	2.82
7342 WEALTHNV	20,822,908,780	8.39%	2.14
5253 COVER	13,297,936,510	7.00%	1.13
3993 PKSHA	8,628,142,350	8.87%	6.03
5574 ABEJA	8,562,406,900	7.72%	3.44
2330 FORSIDE	7,649,920,890	9.63%	9.66
7692 EINFINIT	7,542,485,920	14.71%	19.67
2160 GNI	5,943,177,550	5.61%	4.19
9235 URERUNET	5,882,473,730	12.96%	3.57
5871 SOLIZE	5,788,347,310	4.30%	4.12

ETFs & REITs

Stock	Turnover(JPY)	Share	PI (bps)
1570 NFNKLV	428,839,823,380	12.52%	0.86
1357 NFNKDOUB	79,484,614,746	28.91%	30.40
1579 225 BULL	39,840,253,900	13.94%	1.15
1459 RK 225DI	32,533,333,185	17.50%	6.84
1360 NKBEAR-2	32,064,452,033	14.57%	2.60
1458 RK 225LV	29,596,904,581	11.83%	1.44
1321 NFNK225	14,042,755,440	5.81%	1.36
2644 GXSEMICO	8,993,814,990	9.42%	2.29
8951 NBF	4,415,583,700	9.75%	4.19
2621 IS20YUS	4,016,181,997	10.03%	1.63

Prime

Stock	Turnover(JPY)	Share	PI (bps)
6920 LASRTEC	802,047,474,350	10.22%	0.44
8035 TKOELCN	239,239,909,200	8.37%	0.43
7735 SCREEN	212,850,854,700	9.47%	1.10
6857 ADVNTST	197,047,766,840	7.94%	0.47
6146 DISCO	175,989,130,220	9.80%	0.43
7203 TOYOTA	163,207,953,940	6.77%	0.79
9984 SOFTBNKG	154,281,587,920	6.07%	0.40
9107 K-LINE	110,269,144,470	5.68%	0.38
8306 MUFG	109,260,877,810	5.81%	1.15
7011 MHI	94,537,006,600	10.04%	1.04

Standard

Stock	Turnover(JPY)	Share	PI (bps)
7014 NAMURA	12,265,187,330	4.01%	1.92
3993 PKSHA	8,628,142,350	8.87%	6.03
2330 FORSIDE	7,649,920,890	9.63%	9.66
7692 EINFINIT	7,542,485,920	14.71%	19.67
1514 SUMISEKI	6,903,773,810	5.46%	2.73
5871 SOLIZE	5,788,347,310	4.30%	4.12
2702 MCDNALD	5,535,486,900	11.56%	4.35
6890 FERROTEC	5,189,313,840	8.38%	2.22
6228 J.E.T.	4,444,943,200	6.10%	1.87
6227 AIMECHAT	3,333,228,950	9.18%	5.97

Growth

Stock	Turnover(JPY)	Share	PI (bps)
5595 IQPS	57,954,783,630	7.16%	2.82
7342 WEALTHNV	20,822,908,780	8.39%	2.14
5253 COVER	13,297,936,510	7.00%	1.13
5574 ABEJA	8,562,406,900	7.72%	3.44
2160 GNI	5,943,177,550	5.61%	4.19
9235 URERUNET	5,882,473,730	12.96%	3.57
9348 ISPACE	5,659,921,060	6.64%	4.10
9166 GENDA	4,784,800,450	9.38%	5.70
135A VRAIN	4,166,887,300	3.91%	5.09
3133 KAIHAN	3,969,119,250	5.81%	2.76

Top 10 Stocks by Market Share

Topix 100

Stock	Share	Turnover(JPY)	PI (bps)
6920 LASRTEC	10.22%	802,047,474,350	0.44
7011 MHI	10.04%	94,537,006,600	1.04
6146 DISCO	9.80%	175,989,130,220	0.43
6861 KEYENCE	8.64%	64,046,454,600	1.05
8035 TKOELCN	8.37%	239,239,909,200	0.43
6857 ADVNTST	7.94%	197,047,766,840	0.47
6273 SMC	7.80%	30,706,935,000	2.06
2413 M3	7.42%	12,192,793,940	1.15
6367 DAIKINI	7.36%	39,221,506,850	0.67
9843 NITORIHD	7.04%	12,752,415,900	1.05

Topix Mid400

Stock	Share	Turnover(JPY)	PI (bps)
7735 SCREEN	9.47%	212,850,854,700	1.10
2651 LAWSON	8.76%	15,821,663,080	1.66
3697 SHIFT	7.25%	12,858,039,950	2.03
3994 MFORWARD	6.84%	4,745,816,780	2.07
6532 BAYCURNT	6.75%	9,887,820,310	1.20
2432 DENA	6.72%	4,795,219,400	1.87
6966 MTI-HTC	6.38%	2,956,097,640	2.26
8593 MTBHCCAP	6.34%	3,957,148,310	1.73
9003 SOTETSU	6.28%	752,518,990	1.89
2501 SAPROHD	6.06%	2,807,426,470	2.19

Small & Others

Stock	Share	Turnover(JPY)	PI (bps)
8918 LAND	95.70%	2,131,175,770	655.10
6556 WELBE	31.76%	2,807,362,930	2.96
6740 JDI	29.91%	691,015,600	221.31
7816 SNOWPEAK	21.71%	4,325,339,220	3.49
6789 ROLANDG	18.64%	2,846,242,700	9.85
9995 GLOSEL	18.21%	905,274,170	5.15
9704 AGORA HG	16.17%	380,536,100	101.58
7601 POPLAR	16.05%	982,929,620	14.28
4714 RISO KY	14.93%	1,006,492,750	12.89
7238 AKEBONO	14.50%	162,560,900	23.76

Non Topix

Stock	Share	Turnover(JPY)	PI (bps)
7647 ONTSU	52.08%	466,194,140	200.70
9973 KOZOSUSI	51.98%	230,371,450	223.27
5127 GUPPY'S	35.47%	961,800,000	4.62
8894 REVOLUTI	29.99%	472,616,520	158.97
2370 MEDINET	28.06%	524,783,100	78.03
9977 AOKISUP	27.90%	192,350,000	6.03
4489 PAYROLL	27.76%	717,828,030	2.97
4597 SOLASIA	25.62%	716,921,140	96.95
2134 SUNCAPTL	25.49%	115,987,610	267.65
4564 OTS	24.64%	139,235,920	190.55

ETFs & REITs

Stock	Share	Turnover(JPY)	PI (bps)
1357 NFNKDOUB	28.91%	79,484,614,746	30.40
1366 IF 225DI	21.53%	3,573,774,348	10.96
1459 RK 225DI	17.50%	32,533,333,185	6.84
2870 IFN100DI	16.60%	753,421,911	0.91
1580 225 BEAR	15.50%	682,417,805	1.56
2869 IFN100LV	14.94%	1,503,429,995	1.37
1360 NKBEAR-2	14.57%	32,064,452,033	2.60
1368 IF TPXDI	14.29%	188,963,121	6.61
1579 225 BULL	13.94%	39,840,253,900	1.15
9286 ENEXINFR	13.54%	240,517,500	2.44

Prime

Stock	Share	Turnover(JPY)	PI (bps)
6556 WELBE	31.76%	2,807,362,930	2.96
6740 JDI	29.91%	691,015,600	221.31
7816 SNOWPEAK	21.71%	4,325,339,220	3.49
6789 ROLANDG	18.64%	2,846,242,700	9.85
9995 GLOSEL	18.21%	905,274,170	5.15
4714 RISO KY	14.93%	1,006,492,750	12.89
7238 AKEBONO	14.50%	162,560,900	23.76
9552 M&ARESER	11.96%	14,632,147,100	5.80
8022 MIZUNO	11.65%	1,560,480,450	6.35
2353 NP-PARK	11.30%	652,063,960	18.21

Standard

Stock	Share	Turnover(JPY)	PI (bps)
8918 LAND	95.70%	2,131,175,770	655.10
7647 ONTSU	52.08%	466,194,140	200.70
9973 KOZOSUSI	51.98%	230,371,450	223.27
8894 REVOLUTI	29.99%	472,616,520	158.97
9977 AOKISUP	27.90%	192,350,000	6.03
2134 SUNCAPTL	25.49%	115,987,610	267.65
1783 FANTASIS	22.68%	155,672,330	78.38
5781 TOHOKIN	21.26%	371,848,790	2.67
2397 DNACHIP	20.54%	249,240,420	4.29
9885 CHARLE	20.26%	256,287,550	5.69

Growth

Stock	Share	Turnover(JPY)	PI (bps)
5127 GUPPY'S	35.47%	961,800,000	4.62
2370 MEDINET	28.06%	524,783,100	78.03
4489 PAYROLL	27.76%	717,828,030	2.97
4597 SOLASIA	25.62%	716,921,140	96.95
4564 OTS	24.64%	139,235,920	190.55
7829 SAMANTHA	20.12%	112,800,170	19.26
3777 FHTHD	16.85%	238,513,370	70.22
9240 DELIVCON	15.41%	888,619,080	3.90
4575 CANBAS	14.08%	2,162,999,060	9.95
3911 AIMING	13.21%	871,312,320	10.59

Top 10 Stocks by PI

Topix 100

Stock	PI (bps)	Turnover(JPY)	Share
9432 NTT	5.96	23,197,947,660	5.29%
4689 LY CORP	2.41	3,695,440,190	2.92%
6273 SMC	2.06	30,706,935,000	7.80%
7201 NISSAN	1.82	9,732,307,780	2.62%
5020 ENEOS	1.81	4,620,325,160	2.41%
3407 ASA-KSI	1.68	3,886,023,640	5.50%
9735 SECOM	1.46	4,014,225,240	6.12%
4188 MTBCM G	1.37	2,752,969,180	2.90%
8308 RESONA	1.34	2,783,136,710	1.88%
8604 NOMRAHD	1.32	2,972,457,600	1.03%

Topix Mid400

Stock	PI (bps)	Turnover(JPY)	Share
4005 SMICHEM	4.99	4,311,576,760	2.84%
2181 PERSOLHD	4.69	557,352,260	1.81%
6472 NTN	3.47	700,283,890	1.95%
8410 SEVEN BK	3.41	776,088,360	2.67%
8572 ACOM	3.01	330,355,370	2.10%
6707 SANKEN	2.63	2,459,447,910	4.98%
4045 TOAGOSE	2.62	472,529,010	4.33%
7780 MENICON	2.56	982,077,950	4.17%
8377 HOKUHOKU	2.46	408,859,410	4.33%
7205 HINOMTR	2.46	322,701,920	1.93%

Small & Others

Stock	PI (bps)	Turnover(JPY)	Share
8918 LAND	655.10	2,131,175,770	95.70%
6740 JDI	221.31	691,015,600	29.91%
9704 AGORA HG	101.58	380,536,100	16.17%
7238 AKEBONO	23.76	162,560,900	14.50%
3315 NIP-COKE	21.41	535,908,610	11.19%
3940 NOMRASYS	21.21	114,614,400	9.49%
2193 COOK	20.85	204,691,890	11.00%
1435 ROBOTHOM	18.75	121,299,890	10.45%
3103 UNITIKA	18.72	172,682,810	11.13%
2353 NP-PARK	18.21	652,063,960	11.30%

Non Topix

Stock	PI (bps)	Turnover(JPY)	Share
2134 SUNCAPTL	267.65	115,987,610	25.49%
9973 KOZOSUSI	223.27	230,371,450	51.98%
7647 ONTSU	200.70	466,194,140	52.08%
4564 OTS	190.55	139,235,920	24.64%
8894 REVOLUTI	158.97	472,616,520	29.99%
4597 SOLASIA	96.95	716,921,140	25.62%
3823 WHYHOWDO	86.31	278,110,120	18.79%
6993 DAIKOKYA	84.06	120,791,600	16.64%
1783 FANTASIS	78.38	155,672,330	22.68%
2370 MEDINET	78.03	524,783,100	28.06%

ETFs & REITs

Stock	PI (bps)	Turnover(JPY)	Share
1357 NFNKDOUB	30.40	79,484,614,746	28.91%
1366 IF 225DI	10.96	3,573,774,348	21.53%
1571 NFNKIV	7.08	1,251,359,495	2.93%
1459 RK 225DI	6.84	32,533,333,185	17.50%
1368 IF TPXDI	6.61	188,963,121	14.29%
3287 HOSINORR	5.44	1,155,796,100	10.39%
3468 STARASIA	4.66	685,182,870	10.08%
3226 ACCOMMO	4.54	1,172,452,600	9.73%
8952 JRE	4.49	3,103,415,800	7.79%
3296 NP REIT	4.30	627,999,250	9.28%

Prime

Stock	PI (bps)	Turnover(JPY)	Share
6740 JDI	221.31	691,015,600	29.91%
7238 AKEBONO	23.76	162,560,900	14.50%
3315 NIP-COKE	21.41	535,908,610	11.19%
3103 UNITIKA	18.72	172,682,810	11.13%
2353 NP-PARK	18.21	652,063,960	11.30%
7383 NETPROHD	15.89	686,371,890	10.76%
4344 SOURCENX	15.10	344,455,700	9.35%
9424 JPN-COMM	13.82	1,366,501,820	10.26%
2120 LIFULL	13.61	258,304,210	9.92%
4714 RISO KY	12.89	1,006,492,750	14.93%

Standard

Stock	PI (bps)	Turnover(JPY)	Share
8918 LAND	655.10	2,131,175,770	95.70%
2134 SUNCAPTL	267.65	115,987,610	25.49%
9973 KOZOSUSI	223.27	230,371,450	51.98%
7647 ONTSU	200.70	466,194,140	52.08%
8894 REVOLUTI	158.97	472,616,520	29.99%
9704 AGORA HG	101.58	380,536,100	16.17%
3823 WHYHOWDO	86.31	278,110,120	18.79%
6993 DAIKOKYA	84.06	120,791,600	16.64%
1783 FANTASIS	78.38	155,672,330	22.68%
2743 PIXEL	55.26	375,068,210	12.54%

Growth

Stock	PI (bps)	Turnover(JPY)	Share
4564 OTS	190.55	139,235,920	24.64%
4597 SOLASIA	96.95	716,921,140	25.62%
2370 MEDINET	78.03	524,783,100	28.06%
3777 FHTHD	70.22	238,513,370	16.85%
7077 ALINK	65.68	123,309,840	3.83%
4020 BETREND	49.64	134,573,710	2.42%
9244 DIGITALI	32.33	288,693,060	2.71%
4563 ANGES	32.26	246,002,700	11.11%
4594 BRITPATH	28.15	124,246,600	12.62%
4596 KUBOTAPH	27.81	129,450,630	6.85%