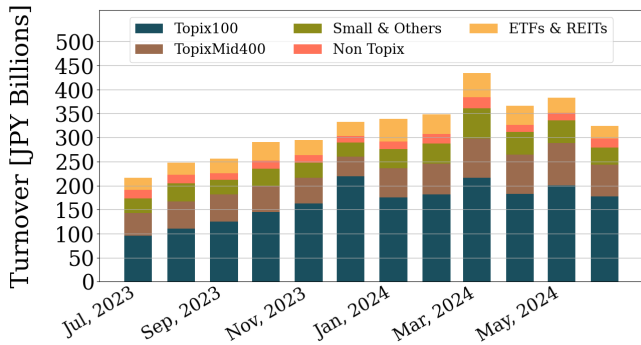


Market Report for June, 2024

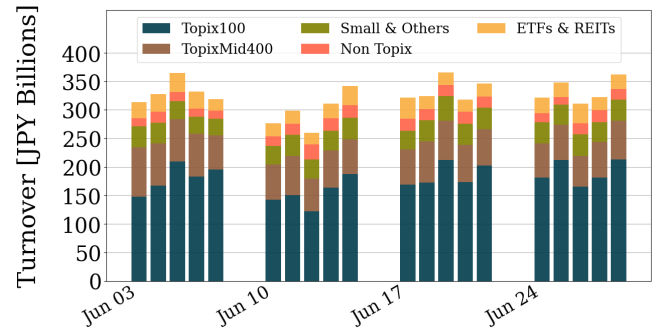
Trading Summary

Total Monthly Turnover(JPY)	6,486,989,622,214	Total Monthly Volume	3,804,915,132
Average Daily Turnover(JPY)	324,349,481,111	Average Daily Volume	190,245,757
Average PI (bps)	2.39	Average Traded Symbols	3166

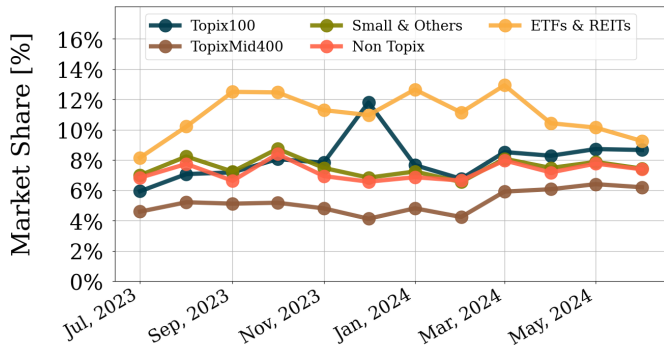
Average Daily Turnover



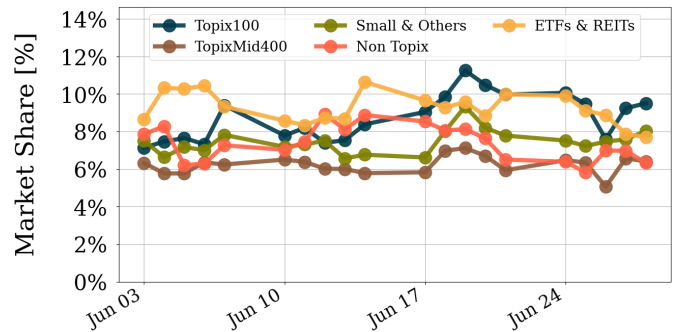
Daily Turnover



Average Market Share



Daily Market Share



Top Stocks by Turnover

Stock	Turnover(JPY)	Share	PI (bps)
6920 LASRTEC	675,379,393,530	11.03%	0.49
6146 DISCO	639,386,530,200	14.30%	0.71
1570 NFNKLV	263,963,065,683	8.91%	0.77
9984 SOFTBNKG	169,792,769,840	8.50%	0.88
7203 TOYOTA	154,948,875,100	10.32%	1.01

Top Stocks by Market Share

Stock	Turnover(JPY)	Share	PI (bps)
8918 LAND	4,273,594,220	87.33%	688.65
8107 KIMRTAN	129,579,010	59.79%	390.51
9873 KFCHDJPN	15,084,353,700	47.50%	5.28
7647 ONTSU	838,967,340	47.37%	155.65
6789 ROLANDG	871,024,000	44.85%	4.22

Top Stocks by Price Improvement

Stock	Turnover(JPY)	Share	PI (bps)
8918 LAND	4,273,594,220	87.33%	688.65
8107 KIMRTAN	129,579,010	59.79%	390.51
6740 JDI	1,442,117,060	38.06%	349.09
9973 KOZOSUSI	643,399,760	40.63%	192.24
2134 SUNCAPTL	989,946,970	29.40%	178.24

Top Stocks by Savings

Stock	Turnover(JPY)	Share	Savings
8918 LAND	4,273,594,220	87.33%	181,671,240
1357 NFNKDOUB	53,777,359,170	30.80%	141,470,863
6146 DISCO	639,386,530,200	14.30%	39,504,000
6740 JDI	1,442,117,060	38.06%	37,143,200
4564 OTS	3,572,207,220	25.81%	32,779,370

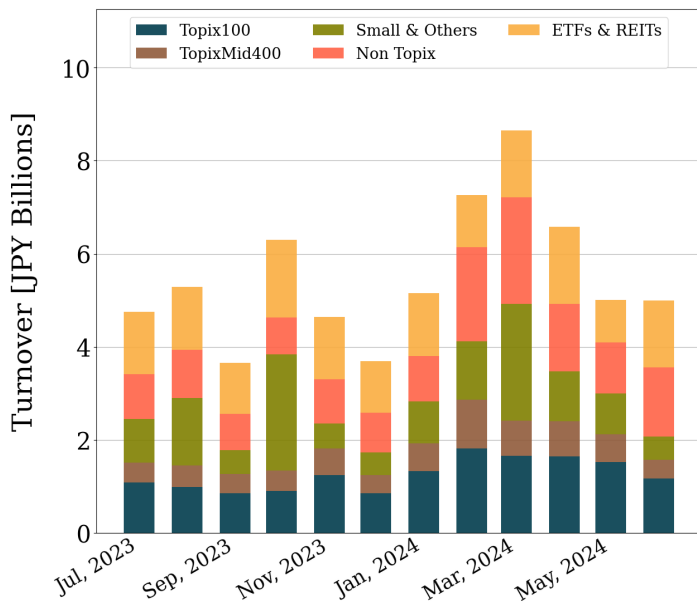
- ▶ Analysis is based on Japannext and LSEG data. Small & Others = Topix - TPX500.
- ▶ All Japan Turnover = Japannext (J+X+U+N) + TSE (excl. Tostnet) + CBOE (CBOE-Alpha + CBOE-Select excl. CBOE-Match). Night-time Session (N) is treated as the following business day.
Market Share = Japannext turnover / All Japan Turnover.
- ▶ Opening and Closing auction trades on the TSE are excluded from calculations.
- ▶ Price Improvement (PI) and Savings (PI*volume) are calculated by comparing the execution price against the primary market's best bid for each sell or best offer for each buy at the point of execution from the taker's perspective. Reported PI is a value-weighted average. Names with monthly traded value less than 100,000,000 JPY are excluded from the rankings tables.

Night-Time Market Report for June, 2024

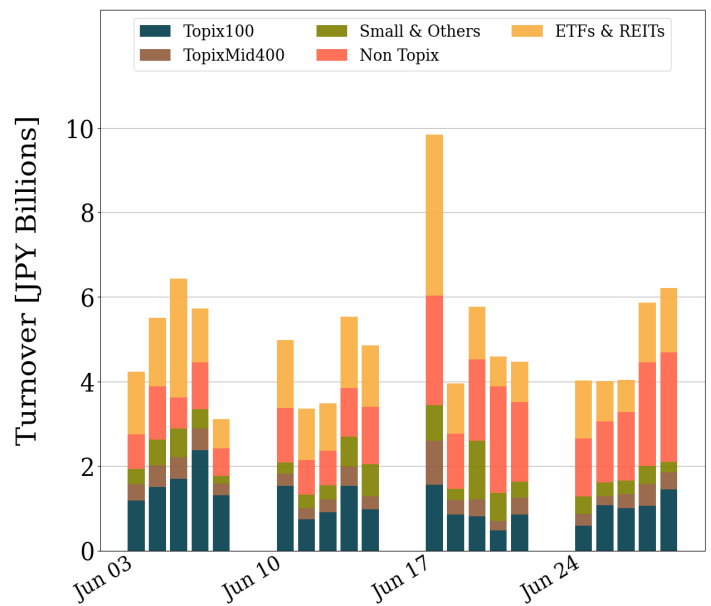
Trading Summary

Total Monthly Turnover(JPY)	100,018,640,361	Total Monthly Volume	249,840,494
Average Daily Turnover(JPY)	5,000,932,018	Average Daily Volume	12,492,025
Average Quoted Symbols	3733	Average Traded Symbols	772

Average Nightly Turnover



Nightly Turnover



Top Stocks by Turnover

Stock	Turnover(JPY)	Share
1570 NFNKLV	16,011,296,316	0.54%
4592 SANBIO	5,031,704,610	2.74%
1357 NFNKDOUB	4,863,061,821	2.78%
7203 TOYOTA	2,896,966,240	0.19%
6920 LASRTEC	2,869,182,900	0.05%
1458 RK 225LV	2,261,975,720	1.07%
4107 ISECHEM	1,947,938,300	0.39%
1579 225 BULL	1,912,104,179	0.69%
8306 MUFUG	1,740,494,170	0.10%
1360 NKBEAR-2	1,697,609,424	0.78%
4894 CUORIPS	1,616,618,100	1.41%
9432 NTT	1,463,522,450	0.26%
9984 SOFTBNKG	1,455,579,120	0.07%
8035 TKOELCN	1,430,913,400	0.09%
198A POSTPRIM	1,380,904,730	2.57%

Top Stocks by Market Share

Stock	Turnover(JPY)	Share
8918 LAND	572,409,360	11.70%
3823 WHYHOWDO	591,997,320	11.01%
1491 CHUGAIM	18,010,450	10.96%
4750 DAISAN	25,174,100	8.71%
3815 MEDIKOBO	302,140,160	8.11%
8107 KIMRTAN	17,219,670	7.95%
3777 EFRIENDH	114,923,740	7.81%
8894 REVOLUTI	53,363,870	7.47%
9973 KOZOSUSI	118,236,500	7.47%
2654 ASMO	18,615,940	7.35%
6666 RIVER EL	164,828,300	7.35%
3111 OMIKENS	91,685,190	7.24%
4645 ICHISHIN	485,000	7.08%
3930 HATENA	4,949,380	6.78%
7804 B&P	12,991,900	6.47%

- ▶ Analysis is based on Japannext and LSEG data. Small & Others = Topix - TPX500. Only Night-Time market is included.
- ▶ Night market session is treated as the following business day.

Top 10 Stocks by Turnover

Topix 100

Stock	Turnover(JPY)	Share	PI (bps)
6920 LASRTEC	675,379,393,530	11.03%	0.49
6146 DISCO	639,386,530,200	14.30%	0.71
9984 SOFTBNKG	169,792,769,840	8.50%	0.88
7203 TOYOTA	154,948,875,100	10.32%	1.01
7011 MHI	144,647,247,230	12.01%	1.29
6857 ADVNTST	139,983,188,860	11.83%	0.60
8306 MUFG	138,169,293,840	7.67%	1.09
8035 TKOELCN	124,269,143,660	8.01%	0.59
8316 SMFG	82,757,657,350	8.01%	1.19
6501 HITACHI	62,588,958,360	6.65%	0.58

Topix Mid400

Stock	Turnover(JPY)	Share	PI (bps)
6526 SOCIONXT	153,693,430,990	12.03%	0.75
9509 HKD-PWR	91,508,125,080	12.78%	1.68
9107 K-LINE	69,913,781,300	10.21%	0.94
7735 SCREEN	54,402,921,250	12.68%	1.39
4385 MERCARI	47,245,482,050	12.88%	1.32
9501 TEPCOHD	33,772,211,310	5.07%	1.20
9104 MTI-OSK	26,932,822,620	7.41%	0.82
6762 TDK	23,231,753,910	6.61%	0.80
3697 SHIFT	22,290,865,450	10.92%	2.84
7012 KHI	21,405,107,680	8.32%	0.79

Small & Others

Stock	Turnover(JPY)	Share	PI (bps)
7014 NAMURA	87,457,036,260	7.06%	1.43
6315 TOWA	67,570,611,000	9.51%	3.02
7003 MTI E&S	23,416,380,050	9.14%	2.20
6323 RORZE	17,443,901,300	9.18%	5.34
6871 MICRONI	15,879,661,400	10.07%	5.31
4348 INFOCOM	14,257,818,100	18.62%	6.53
3498 KASUMIGA	13,281,045,000	6.28%	3.09
6525 KOKUSAI	10,340,502,450	5.00%	4.01
9552 M&ARESER	10,292,071,600	8.74%	4.93
3778 SAKURA	7,909,716,350	6.30%	4.33

Non Topix

Stock	Turnover(JPY)	Share	PI (bps)
4107 ISECHEM	45,030,902,900	8.93%	4.01
5253 COVER	43,026,269,800	7.48%	1.77
4592 SANBIO	15,273,198,210	8.31%	3.95
9873 KFCHDJPN	15,084,353,700	47.50%	5.28
6255 NPC INC	11,147,808,150	6.19%	2.85
186A ASTROSCA	9,292,132,270	3.63%	3.09
3350 METAPLNT	8,927,507,320	17.76%	31.06
4894 CUORIPS	7,683,383,100	6.68%	5.29
7163 SBISUMIS	7,308,199,610	8.84%	3.11
2702 MCDNALD	7,082,151,600	13.50%	4.97

ETFs & REITs

Stock	Turnover(JPY)	Share	PI (bps)
1570 NFNKLV	263,963,065,683	8.91%	0.77
1357 NFNKDOUB	53,777,359,170	30.80%	34.08
1579 225 BULL	35,690,846,692	12.95%	1.42
1360 NKBEAR-2	29,223,713,410	13.48%	2.85
1458 RK 225LV	20,364,553,915	9.67%	1.78
1459 RK 225DI	19,276,332,132	12.42%	7.66
1321 NFNK225	12,180,248,940	6.50%	1.36
1306 NFTOPIX	4,038,817,373	4.01%	0.52
8952 JRE	3,965,607,300	9.53%	5.89
8951 NBF	3,839,482,400	10.37%	5.02

Prime

Stock	Turnover(JPY)	Share	PI (bps)
6920 LASRTEC	675,379,393,530	11.03%	0.49
6146 DISCO	639,386,530,200	14.30%	0.71
9984 SOFTBNKG	169,792,769,840	8.50%	0.88
7203 TOYOTA	154,948,875,100	10.32%	1.01
6526 SOCIONXT	153,693,430,990	12.03%	0.75
7011 MHI	144,647,247,230	12.01%	1.29
6857 ADVNTST	139,983,188,860	11.83%	0.60
8306 MUFG	138,169,293,840	7.67%	1.09
8035 TKOELCN	124,269,143,660	8.01%	0.59
9509 HKD-PWR	91,508,125,080	12.78%	1.68

Standard

Stock	Turnover(JPY)	Share	PI (bps)
7014 NAMURA	87,457,036,260	7.06%	1.43
4107 ISECHEM	45,030,902,900	8.93%	4.01
9873 KFCHDJPN	15,084,353,700	47.50%	5.28
3350 METAPLNT	8,927,507,320	17.76%	31.06
7163 SBISUMIS	7,308,199,610	8.84%	3.11
2702 MCDNALD	7,082,151,600	13.50%	4.97
6659 MEDIALNK	5,331,299,440	8.58%	9.85
8918 LAND	4,273,594,220	87.33%	688.65
5216 KURAMOT	4,093,530,370	7.35%	5.51
3993 PKSHA	3,956,155,850	11.60%	4.66

Growth

Stock	Turnover(JPY)	Share	PI (bps)
5253 COVER	43,026,269,800	7.48%	1.77
4592 SANBIO	15,273,198,210	8.31%	3.95
6255 NPC INC	11,147,808,150	6.19%	2.85
186A ASTROSCA	9,292,132,270	3.63%	3.09
4894 CUORIPS	7,683,383,100	6.68%	5.29
5595 IQPS	5,068,300,760	4.00%	1.27
5246 ELEMENTS	5,018,212,560	6.48%	3.41
7342 WEALTHNV	4,085,055,010	7.76%	2.44
9166 GENDA	3,762,030,200	5.86%	1.64
4564 OTS	3,572,207,220	25.81%	110.48

Top 10 Stocks by Market Share

Topix 100

Stock	Share	Turnover(JPY)	PI (bps)
6146 DISCO	14.30%	639,386,530,200	0.71
7011 MHI	12.01%	144,647,247,230	1.29
6857 ADVNTST	11.83%	139,983,188,860	0.60
6920 LASRTEC	11.03%	675,379,393,530	0.49
7203 TOYOTA	10.32%	154,948,875,100	1.01
6723 RENESAS	9.90%	58,634,104,970	1.02
2914 JT	9.88%	46,528,130,320	0.70
9843 NITORIHD	9.29%	13,729,515,840	1.29
9101 NYKLINE	8.84%	38,171,954,720	0.68
6861 KEYENCE	8.64%	39,058,283,900	1.10

Topix Mid400

Stock	Share	Turnover(JPY)	PI (bps)
2651 LAWSON	18.31%	2,850,577,250	1.72
4385 MERCARI	12.88%	47,245,482,050	1.32
9509 HKD-PWR	12.78%	91,508,125,080	1.68
7735 SCREEN	12.68%	54,402,921,250	1.39
6526 SOCIONXT	12.03%	153,693,430,990	0.75
3697 SHIFT	10.92%	22,290,865,450	2.84
9107 K-LINE	10.21%	69,913,781,300	0.94
7240 NOK	9.57%	843,351,460	1.88
9508 KYU-PWR	9.57%	14,711,927,660	1.39
5803 FUJIKRA	9.47%	20,788,562,550	1.23

Small & Others

Stock	Share	Turnover(JPY)	PI (bps)
8918 LAND	87.33%	4,273,594,220	688.65
8107 KIMRTAN	59.79%	129,579,010	390.51
6789 ROLANDG	44.85%	871,024,000	4.22
6740 JDI	38.06%	1,442,117,060	349.09
2899 NAGTANIH	33.39%	2,971,153,720	6.94
9704 AGORA HG	20.53%	328,044,390	72.10
7527 SYSSOFT	18.86%	331,457,620	48.02
4348 INFOCOM	18.62%	14,257,818,100	6.53
6151 NITTOKO	18.12%	214,798,920	5.38
7305 ARAYA	15.85%	375,013,100	8.39

Non Topix

Stock	Share	Turnover(JPY)	PI (bps)
9873 KFCHDJPN	47.50%	15,084,353,700	5.28
7647 ONTSU	47.37%	838,967,340	155.65
9973 KOZOSUSI	40.63%	643,399,760	192.24
4185 JSR	35.23%	5,871,178,220	3.44
3777 EFRIENDH	32.65%	480,184,920	88.17
3823 WHYHOWDO	32.63%	1,755,005,840	96.56
8894 REVOLUTI	31.94%	228,106,290	176.58
2370 MEDINET	30.94%	161,341,440	92.74
4597 SOLASIA	30.50%	341,424,360	137.96
2134 SUNCAPTL	29.40%	989,946,970	178.24

ETFs & REITs

Stock	Share	Turnover(JPY)	PI (bps)
1357 NFNKDOUB	30.80%	53,777,359,170	34.08
1580 225 BEAR	18.30%	654,476,413	1.76
3481 MTB LOGI	15.25%	957,054,000	3.83
2632 MXSN100H	14.71%	214,232,107	1.67
2869 IFN100LV	14.57%	1,826,539,170	1.25
1569 TPX BEAR	14.24%	136,896,147	2.24
2621 IS20YUS	14.05%	3,500,040,472	2.21
1360 NKBEAR-2	13.48%	29,223,713,410	2.85
1368 IF TPXDI	13.40%	163,203,847	9.32
2842 IFN100IN	13.06%	245,501,051	1.30

Prime

Stock	Share	Turnover(JPY)	PI (bps)
6789 ROLANDG	44.85%	871,024,000	4.22
6740 JDI	38.06%	1,442,117,060	349.09
2899 NAGTANIH	33.39%	2,971,153,720	6.94
4348 INFOCOM	18.62%	14,257,818,100	6.53
2651 LAWSON	18.31%	2,850,577,250	1.72
6151 NITTOKO	18.12%	214,798,920	5.38
9099 C&FLOGIH	15.13%	1,662,373,700	6.54
7816 SNOWPEAK	14.98%	108,991,740	1.88
7593 VTHD	14.83%	324,968,730	6.91
6146 DISCO	14.30%	639,386,530,200	0.71

Standard

Stock	Share	Turnover(JPY)	PI (bps)
8918 LAND	87.33%	4,273,594,220	688.65
8107 KIMRTAN	59.79%	129,579,010	390.51
9873 KFCHDJPN	47.50%	15,084,353,700	5.28
7647 ONTSU	47.37%	838,967,340	155.65
9973 KOZOSUSI	40.63%	643,399,760	192.24
3823 WHYHOWDO	32.63%	1,755,005,840	96.56
8894 REVOLUTI	31.94%	228,106,290	176.58
2134 SUNCAPTL	29.40%	989,946,970	178.24
8789 FINTECH	20.70%	208,156,290	41.22
9704 AGORA HG	20.53%	328,044,390	72.10

Growth

Stock	Share	Turnover(JPY)	PI (bps)
3777 EFRIENDH	32.65%	480,184,920	88.17
2370 MEDINET	30.94%	161,341,440	92.74
4597 SOLASIA	30.50%	341,424,360	137.96
4563 ANGES	28.37%	315,970,920	75.08
4564 OTS	25.81%	3,572,207,220	110.48
3911 AIMING	16.74%	368,667,530	9.66
6573 AGILE	15.40%	392,656,500	17.96
5033 NULAB	14.79%	105,892,050	7.90
4891 TMS	13.74%	317,800,020	10.81
4192 SPIDERPL	13.48%	225,301,940	7.43

Top 10 Stocks by PI

Topix 100

Stock	PI (bps)	Turnover(JPY)	Share
9432 NTT	6.85	47,027,162,740	8.23%
4689 LY CORP	2.72	3,107,158,400	3.72%
7201 NISSAN	1.93	7,175,469,630	3.21%
8308 RESONA	1.77	8,535,374,210	5.19%
6273 SMC	1.65	14,152,927,800	6.51%
3407 ASA-KSI	1.63	3,258,116,660	4.91%
2413 M3	1.49	7,413,141,010	8.22%
6752 PANASONIC	1.35	9,300,493,010	5.92%
5020 ENEOS	1.33	6,013,065,920	2.95%
8801 MTI-FU	1.33	10,040,228,730	5.75%

Topix Mid400

Stock	PI (bps)	Turnover(JPY)	Share
2181 PERSOLHD	6.38	609,998,740	2.52%
8410 SEVEN BK	3.82	1,069,221,080	5.28%
6472 NTN	3.40	491,583,440	2.19%
8424 FUYO-GL	3.35	566,274,600	5.55%
8572 ACOM	3.23	117,138,040	1.46%
8279 YAOKO	3.15	422,622,920	3.96%
4005 SMICHEM	3.11	2,821,152,590	4.03%
9601 SHOCHIK	3.07	242,576,960	5.58%
3697 SHIFT	2.84	22,290,865,450	10.92%
7205 HINOMTR	2.79	328,319,700	2.53%

Small & Others

Stock	PI (bps)	Turnover(JPY)	Share
8918 LAND	688.65	4,273,594,220	87.33%
8107 KIMRTAN	390.51	129,579,010	59.79%
6740 JDI	349.09	1,442,117,060	38.06%
9704 AGORA HG	72.10	328,044,390	20.53%
7527 SYSSOFT	48.02	331,457,620	18.86%
3315 NIP-COKE	27.71	874,075,880	12.03%
2120 LIFULL	19.41	233,770,790	13.93%
7238 AKEBONO	18.73	966,877,270	9.00%
9424 JPN-COMM	17.77	479,104,200	12.39%
2353 NP-PARK	17.72	542,094,520	11.30%

Non Topix

Stock	PI (bps)	Turnover(JPY)	Share
9973 KOZOSUSI	192.24	643,399,760	40.63%
2134 SUNCAPTL	178.24	989,946,970	29.40%
8894 REVOLUTI	176.58	228,106,290	31.94%
7647 ONTSU	155.65	838,967,340	47.37%
4597 SOLASIA	137.96	341,424,360	30.50%
6993 DAIKOKYA	137.23	130,299,140	20.41%
4564 OTS	110.48	3,572,207,220	25.81%
3823 WHYHOWDO	96.56	1,755,005,840	32.63%
2370 MEDINET	92.74	161,341,440	30.94%
3777 EFRIENDH	88.17	480,184,920	32.65%

ETFs & REITs

Stock	PI (bps)	Turnover(JPY)	Share
1357 NFNKDOUB	34.08	53,777,359,170	30.80%
1366 IF 225DI	11.09	1,494,999,109	11.48%
1368 IF TPXDI	9.32	163,203,847	13.40%
1459 RK 225DI	7.66	19,276,332,132	12.42%
1571 NFNKIV	6.50	505,794,907	3.46%
8952 JRE	5.89	3,965,607,300	9.53%
8955 JPN-PRI	5.09	808,522,500	12.43%
3468 STARASIA	5.08	370,644,470	9.83%
8951 NBF	5.02	3,839,482,400	10.37%
3287 HOSINORR	4.92	1,808,029,500	9.85%

Prime

Stock	PI (bps)	Turnover(JPY)	Share
6740 JDI	349.09	1,442,117,060	38.06%
3315 NIP-COKE	27.71	874,075,880	12.03%
2120 LIFULL	19.41	233,770,790	13.93%
7238 AKEBONO	18.73	966,877,270	9.00%
9424 JPN-COMM	17.77	479,104,200	12.39%
2353 NP-PARK	17.72	542,094,520	11.30%
7383 NETPROHD	15.74	383,227,680	13.99%
6517 DENYO	15.59	104,785,000	12.13%
2930 TATSUJIN	14.65	175,069,080	11.69%
9070 TONAMIHD	13.85	205,177,200	9.03%

Standard

Stock	PI (bps)	Turnover(JPY)	Share
8918 LAND	688.65	4,273,594,220	87.33%
8107 KIMRTAN	390.51	129,579,010	59.79%
9973 KOZOSUSI	192.24	643,399,760	40.63%
2134 SUNCAPTL	178.24	989,946,970	29.40%
8894 REVOLUTI	176.58	228,106,290	31.94%
7647 ONTSU	155.65	838,967,340	47.37%
6993 DAIKOKYA	137.23	130,299,140	20.41%
3823 WHYHOWDO	96.56	1,755,005,840	32.63%
9704 AGORA HG	72.10	328,044,390	20.53%
9978 BUNKYODO	60.73	197,190,260	12.49%

Growth

Stock	PI (bps)	Turnover(JPY)	Share
4597 SOLASIA	137.96	341,424,360	30.50%
4564 OTS	110.48	3,572,207,220	25.81%
2370 MEDINET	92.74	161,341,440	30.94%
3777 EFRIENDH	88.17	480,184,920	32.65%
4563 ANGES	75.08	315,970,920	28.37%
7073 JAIC	22.50	611,274,640	5.31%
4583 CHIOME	21.78	109,176,570	11.71%
4978 REPROCEL	19.33	138,144,530	11.58%
6573 AGILE	17.96	392,656,500	15.40%
7777 3DMATRIX	17.25	602,710,950	13.33%