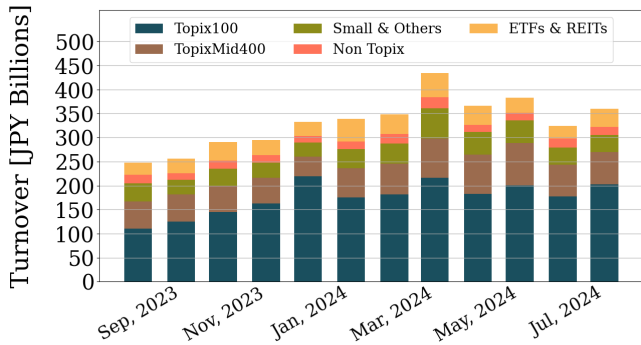


Market Report for July, 2024

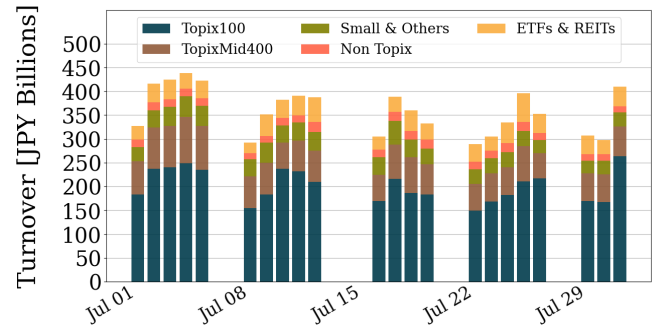
Trading Summary

Total Monthly Turnover(JPY)	7,913,556,848,859	Total Monthly Volume	5,402,146,189
Average Daily Turnover(JPY)	359,707,129,494	Average Daily Volume	245,552,100
Average PI (bps)	2.63	Average Traded Symbols	3292

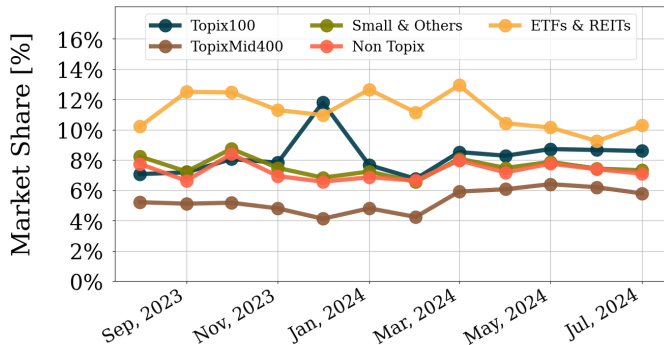
Average Daily Turnover



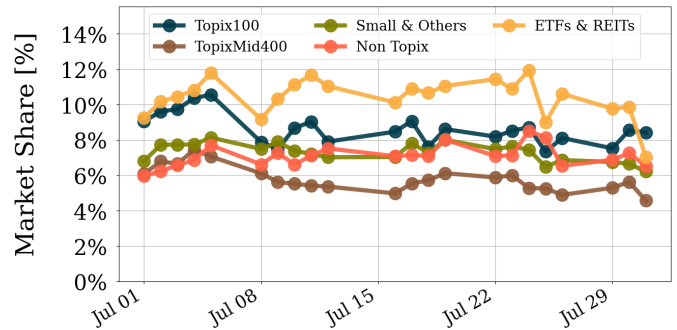
Daily Turnover



Average Market Share



Daily Market Share



Top Stocks by Turnover

Stock	Turnover(JPY)	Share	PI (bps)
6146 DISCO	978,462,573,210	14.97%	0.57
6920 LASRTEC	474,881,868,650	10.62%	0.47
7011 MHI	434,875,818,340	11.40%	1.06
1570 NFNKLV	407,054,865,863	10.04%	1.16
8035 TKOELCN	275,039,883,560	8.78%	0.56

Top Stocks by Market Share

Stock	Turnover(JPY)	Share	PI (bps)
8918 LAND	6,283,172,780	94.84%	615.08
8107 KIMRTAN	278,419,600	80.84%	320.80
7647 ONTSU	5,063,041,240	67.00%	213.62
4348 INFOCOM	12,722,204,000	45.07%	6.76
9973 KOZOHD	420,936,290	44.05%	233.20

Top Stocks by Price Improvement

Stock	Turnover(JPY)	Share	PI (bps)
8918 LAND	6,283,172,780	94.84%	615.08
8107 KIMRTAN	278,419,600	80.84%	320.80
6740 JDI	1,530,325,070	43.34%	258.40
9973 KOZOHD	420,936,290	44.05%	233.20
7647 ONTSU	5,063,041,240	67.00%	213.62

Top Stocks by Savings

Stock	Turnover(JPY)	Share	Savings
1357 NFNKDOUB	130,284,101,180	35.84%	382,639,249
8918 LAND	6,283,172,780	94.84%	110,020,430
6146 DISCO	978,462,573,210	14.97%	45,894,250
7647 ONTSU	5,063,041,240	67.00%	41,331,720
4597 SOLASIA	7,146,465,860	17.70%	40,110,740

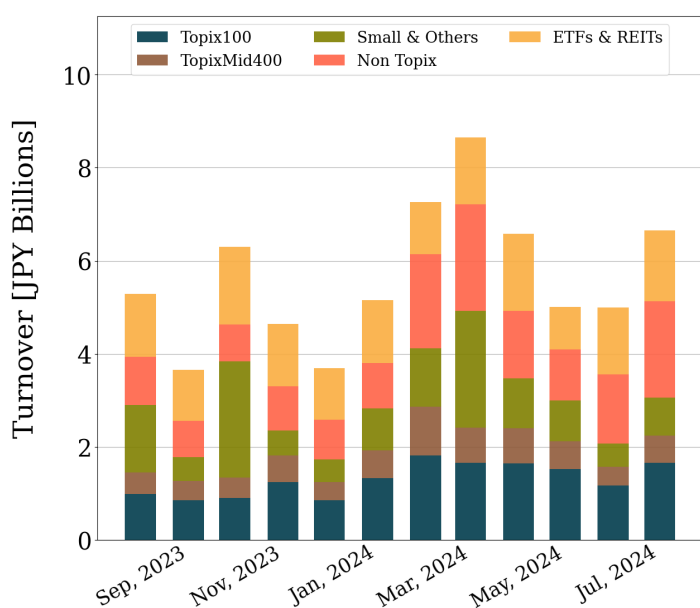
- ▶ Analysis is based on Japannext and LSEG data. Small & Others = Topix - TPX500.
- ▶ All Japan Turnover = Japannext (J+X+U+N) + TSE (excl. Tostnet) + CBOE (CBOE-Alpha + CBOE-Select excl. CBOE-Match). Night-time Session (N) is treated as the following business day.
Market Share = Japannext turnover / All Japan Turnover.
- ▶ Opening and Closing auction trades on the TSE are excluded from calculations.
- ▶ Price Improvement (PI) and Savings (PI*volume) are calculated by comparing the execution price against the primary market's best bid for each sell or best offer for each buy at the point of execution from the taker's perspective. Reported PI is a value-weighted average. Names with monthly traded value less than 100,000,000 JPY are excluded from the rankings tables.

Night-Time Market Report for July, 2024

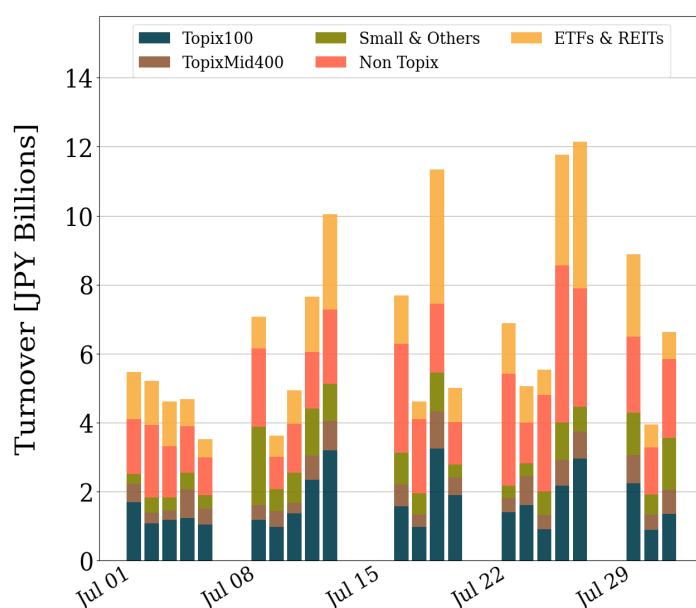
Trading Summary

Total Monthly Turnover(JPY)	146,331,094,656	Total Monthly Volume	704,307,410
Average Daily Turnover(JPY)	6,651,413,393	Average Daily Volume	32,013,973
Average Quoted Symbols	3752	Average Traded Symbols	842

Average Nightly Turnover



Nightly Turnover



Top Stocks by Turnover

Stock	Turnover(JPY)	Share
1570 NFNKLV	17,969,128,560	0.44%
3350 METAPLNT	8,059,699,720	9.83%
7776 CELLSEED	5,920,402,560	2.67%
1357 NFNKDOUB	5,713,613,085	1.57%
7011 MHI	3,677,928,780	0.10%
8918 LAND	3,243,305,780	48.96%
4169 ENCHANGE	2,906,878,640	8.70%
3205 DAIDOH	2,843,015,720	2.65%
1458 RK 225LV	2,529,912,735	0.76%
8035 TKOELCN	2,503,496,400	0.08%
7203 TOYOTA	2,473,789,000	0.17%
9984 SOFTBNKG	2,436,300,760	0.11%
1360 NKBEAR-2	2,398,830,395	0.74%
8306 MUFU	2,202,125,390	0.11%
6146 DISCO	1,913,569,700	0.03%

Top Stocks by Market Share

Stock	Turnover(JPY)	Share
8918 LAND	3,243,305,780	48.96%
7647 ONTSU	1,789,610,830	23.68%
8107 KIMRTAN	64,759,270	18.80%
7043 ALUE	8,880,570	10.63%
3409 KNH-SPN	183,133,590	10.36%
3350 METAPLNT	8,059,699,720	9.83%
7928 ASA-GAK	15,242,270	9.61%
8166 TAKA-Q	232,707,330	9.29%
4169 ENCHANGE	2,906,878,640	8.70%
4735 KYOSHIN	30,957,860	7.99%
1491 CHUGAIM	14,822,820	7.39%
5721 S-SCIEN	95,072,170	7.24%
6343 FREESIA	3,922,020	6.87%
9835 JUNTEND	3,078,460	6.22%
9973 KOZOHD	58,848,640	6.16%

- ▶ Analysis is based on Japannext and LSEG data. Small & Others = Topix - TPX500. Only Night-Time market is included.
- ▶ Night market session is treated as the following business day.

Top 10 Stocks by Turnover

Topix 100

Stock	Turnover(JPY)	Share	PI (bps)
6146 DISCO	978,462,573,210	14.97%	0.57
6920 LASRTEC	474,881,868,650	10.62%	0.47
7011 MHI	434,875,818,340	11.40%	1.06
8035 TKOELCN	275,039,883,560	8.78%	0.56
9984 SOFTBNKG	202,655,458,380	9.09%	0.99
8306 MUFG	152,725,527,710	7.40%	1.10
6857 ADVNTST	118,587,996,380	8.40%	0.57
7203 TOYOTA	117,983,410,350	7.90%	0.92
8316 SMFG	106,973,229,490	8.51%	1.17
6723 RENESAS	69,592,562,800	7.94%	1.02

Topix Mid400

Stock	Turnover(JPY)	Share	PI (bps)
9107 K-LINE	127,630,294,490	12.36%	0.96
7012 KHI	97,131,718,620	9.20%	0.69
6526 SOCIONXT	94,996,373,110	9.85%	0.91
7735 SCREEN	80,452,957,350	9.88%	1.53
7013 IHI	53,636,795,710	7.41%	0.82
4385 MERCARI	48,072,178,260	10.21%	1.22
9509 HKD-PWR	44,835,702,350	12.91%	2.15
9104 MTI-OSK	38,669,026,910	6.73%	0.82
3697 SHIFT	35,143,379,500	9.16%	3.15
7936 ASICS	31,846,226,260	5.96%	1.04

Small & Others

Stock	Turnover(JPY)	Share	PI (bps)
7014 NAMURA	57,338,026,610	6.79%	1.29
6315 TOWA	49,551,756,200	8.86%	3.32
6323 RORZE	45,666,751,600	8.84%	3.68
7003 MTI E&S	41,228,604,240	9.97%	2.02
6871 MICRONI	19,165,948,700	9.16%	5.23
6525 KOKUSAI	18,496,327,900	4.76%	4.55
3498 KASUMIGA	17,890,008,300	7.51%	3.74
4348 INFOCOM	12,722,204,000	45.07%	6.76
7581 SAIZERY	9,452,898,000	8.90%	5.67
9552 M&ARESER	9,103,628,350	8.79%	4.78

Non Topix

Stock	Turnover(JPY)	Share	PI (bps)
4107 ISECHEM	18,229,982,900	7.25%	4.49
7776 CELLSEED	16,095,211,570	7.25%	6.05
3350 METAPLNT	15,954,808,670	19.45%	21.11
5253 COVER	12,270,980,480	5.46%	1.67
5246 ELEMENTS	10,066,658,130	6.77%	3.78
6255 NPC INC	9,448,085,090	5.78%	2.74
2702 MCDNALD	7,959,054,300	13.59%	5.09
4882 PERSEUS	7,528,555,400	7.91%	5.20
4597 SOLASIA	7,146,465,860	17.70%	72.03
4592 SANBIO	6,858,016,010	7.32%	3.86

ETFs & REITs

Stock	Turnover(JPY)	Share	PI (bps)
1570 NFNKLV	407,054,865,863	10.04%	1.16
1357 NFNKDOUB	130,284,101,180	35.84%	36.32
1360 NKBEAR-2	45,336,968,687	13.98%	3.03
1579 225 BULL	33,637,245,360	14.26%	3.26
1458 RK 225LV	32,988,175,135	9.87%	1.69
1459 RK 225DI	27,921,895,217	13.81%	8.21
1321 NFNK225	24,444,850,980	6.74%	1.37
1306 NFTOPIX	6,560,902,639	4.64%	1.02
8963 INV	4,704,791,050	7.63%	4.45
8951 NBF	4,525,241,300	10.37%	4.98

Prime

Stock	Turnover(JPY)	Share	PI (bps)
6146 DISCO	978,462,573,210	14.97%	0.57
6920 LASRTEC	474,881,868,650	10.62%	0.47
7011 MHI	434,875,818,340	11.40%	1.06
8035 TKOELCN	275,039,883,560	8.78%	0.56
9984 SOFTBNKG	202,655,458,380	9.09%	0.99
8306 MUFG	152,725,527,710	7.40%	1.10
9107 K-LINE	127,630,294,490	12.36%	0.96
6857 ADVNTST	118,587,996,380	8.40%	0.57
7203 TOYOTA	117,983,410,350	7.90%	0.92
8316 SMFG	106,973,229,490	8.51%	1.17

Standard

Stock	Turnover(JPY)	Share	PI (bps)
7014 NAMURA	57,338,026,610	6.79%	1.29
4107 ISECHEM	18,229,982,900	7.25%	4.49
3350 METAPLNT	15,954,808,670	19.45%	21.11
2702 MCDNALD	7,959,054,300	13.59%	5.09
3205 DAIDOH	7,843,010,770	7.31%	3.62
7163 SBISUMIS	6,845,272,360	8.55%	3.27
8918 LAND	6,283,172,780	94.84%	615.08
7647 ONTSU	5,063,041,240	67.00%	213.62
3993 PKSHA	3,463,673,250	9.40%	4.66
6769 THINE	3,292,630,000	5.37%	3.93

Growth

Stock	Turnover(JPY)	Share	PI (bps)
7776 CELLSEED	16,095,211,570	7.25%	6.05
5253 COVER	12,270,980,480	5.46%	1.67
5246 ELEMENTS	10,066,658,130	6.77%	3.78
6255 NPC INC	9,448,085,090	5.78%	2.74
4882 PERSEUS	7,528,555,400	7.91%	5.20
4597 SOLASIA	7,146,465,860	17.70%	72.03
4592 SANBIO	6,858,016,010	7.32%	3.86
4582 SYMBIO	5,383,516,360	7.24%	8.55
4169 ENCHANGE	5,033,527,630	15.07%	9.66
4564 OTS	4,699,237,990	23.01%	84.74

Top 10 Stocks by Market Share

Topix 100

Stock	Share	Turnover(JPY)	PI (bps)
6146 DISCO	14.97%	978,462,573,210	0.57
7011 MHI	11.40%	434,875,818,340	1.06
6920 LASRTEC	10.62%	474,881,868,650	0.47
9843 NITORIHD	10.50%	30,866,063,570	1.18
6367 DAIKINI	9.37%	33,422,320,380	0.67
9984 SOFTBNKG	9.09%	202,655,458,380	0.99
9101 NYKLINE	9.01%	54,135,532,940	0.69
8035 TKOELCN	8.78%	275,039,883,560	0.56
8316 SMFG	8.51%	106,973,229,490	1.17
6857 ADVNTST	8.40%	118,587,996,380	0.57

Topix Mid400

Stock	Share	Turnover(JPY)	PI (bps)
9509 HKD-PWR	12.91%	44,835,702,350	2.15
9107 K-LINE	12.36%	127,630,294,490	0.96
4385 MERCARI	10.21%	48,072,178,260	1.22
7735 SCREEN	9.88%	80,452,957,350	1.53
6526 SOCIONXT	9.85%	94,996,373,110	0.91
7012 KHI	9.20%	97,131,718,620	0.69
3697 SHIFT	9.16%	35,143,379,500	3.15
3141 WELCIAHD	8.70%	5,114,017,850	1.40
9508 KYU-PWR	8.12%	8,161,918,990	1.54
8136 SANRIO	7.99%	6,516,015,330	1.38

Small & Others

Stock	Share	Turnover(JPY)	PI (bps)
8918 LAND	94.84%	6,283,172,780	615.08
8107 KIMRTAN	80.84%	278,419,600	320.80
4348 INFOCOM	45.07%	12,722,204,000	6.76
6740 JDI	43.34%	1,530,325,070	258.40
5721 S-SCIEN	29.02%	380,798,090	136.58
9055 ALPSLOG	27.39%	2,864,758,500	7.21
6789 ROLANDG	26.62%	145,890,300	4.04
8155 MIMS SC	19.98%	2,009,249,900	5.62
9704 AGORA HG	17.65%	363,939,690	65.67
8166 TAKA-Q	17.01%	426,026,380	20.25

Non Topix

Stock	Share	Turnover(JPY)	PI (bps)
7647 ONTSU	67.00%	5,063,041,240	213.62
9973 KOZOHD	44.05%	420,936,290	233.20
3823 WHYHOWDO	37.52%	517,682,790	136.81
2134 KITAHAMA	32.68%	692,642,540	199.49
3777 EFRIENDH	30.26%	108,834,930	107.51
9888 UEX	29.85%	300,312,440	14.45
8894 REVOLUTI	28.66%	155,335,670	163.54
2370 MEDINET	26.51%	381,886,240	96.13
1757 SOKENACE	25.46%	132,686,600	158.58
1783 FANTASIS	24.27%	219,111,510	68.09

ETFs & REITs

Stock	Share	Turnover(JPY)	PI (bps)
1357 NFNKDOUB	35.84%	130,284,101,180	36.32
2239 SPLEV2	16.37%	152,986,340	1.54
2869 IFN100LV	15.22%	2,234,903,580	3.46
2842 IFN100IN	15.12%	195,667,122	1.28
2621 IS20YUS	14.81%	4,410,233,169	2.35
1579 225 BULL	14.26%	33,637,245,360	3.26
1360 NKBEAR-2	13.98%	45,336,968,687	3.03
2249 IF500DI	13.90%	261,885,220	0.98
1459 RK 225DI	13.81%	27,921,895,217	8.21
1580 225 BEAR	13.70%	1,405,874,516	1.77

Prime

Stock	Share	Turnover(JPY)	PI (bps)
4348 INFOCOM	45.07%	12,722,204,000	6.76
6740 JDI	43.34%	1,530,325,070	258.40
9055 ALPSLOG	27.39%	2,864,758,500	7.21
6789 ROLANDG	26.62%	145,890,300	4.04
8155 MIMS SC	19.98%	2,009,249,900	5.62
2930 TATSUJIN	14.98%	365,448,620	18.30
6146 DISCO	14.97%	978,462,573,210	0.57
6151 NITTOKO	14.81%	127,061,610	7.89
7593 VTHD	14.58%	393,532,850	6.83
7383 NETPROHD	14.53%	602,555,940	15.22

Standard

Stock	Share	Turnover(JPY)	PI (bps)
8918 LAND	94.84%	6,283,172,780	615.08
8107 KIMRTAN	80.84%	278,419,600	320.80
7647 ONTSU	67.00%	5,063,041,240	213.62
9973 KOZOHD	44.05%	420,936,290	233.20
3823 WHYHOWDO	37.52%	517,682,790	136.81
2134 KITAHAMA	32.68%	692,642,540	199.49
9888 UEX	29.85%	300,312,440	14.45
5721 S-SCIEN	29.02%	380,798,090	136.58
8894 REVOLUTI	28.66%	155,335,670	163.54
1757 SOKENACE	25.46%	132,686,600	158.58

Growth

Stock	Share	Turnover(JPY)	PI (bps)
3777 EFRIENDH	30.26%	108,834,930	107.51
2370 MEDINET	26.51%	381,886,240	96.13
4564 OTS	23.01%	4,699,237,990	84.74
7086 KIZUNAHD	20.06%	1,306,579,240	1.51
6573 AGILE	19.94%	236,153,150	23.93
4563 ANGES	18.57%	630,557,790	62.42
4597 SOLASIA	17.70%	7,146,465,860	72.03
4169 ENCHANGE	15.07%	5,033,527,630	9.66
4594 BRITPATH	14.57%	1,283,698,230	45.64
3911 AIMING	13.06%	358,945,030	12.01

Top 10 Stocks by PI

Topix 100

Stock	PI (bps)	Turnover(JPY)	Share
9432 NTT	6.58	36,249,052,060	6.23%
4689 LY CORP	2.62	2,960,094,020	3.56%
7201 NISSAN	2.58	11,189,750,580	2.89%
8308 RESONA	1.86	9,702,390,800	6.02%
6273 SMC	1.79	20,376,110,300	7.81%
3407 ASA-KSI	1.74	3,817,594,130	4.76%
2413 M3	1.63	9,505,370,970	6.98%
5020 ENEOS	1.41	7,402,157,640	3.62%
8801 MTI-FU	1.38	11,359,199,860	6.29%
6752 PANASONIC	1.37	11,669,725,540	5.79%

Topix Mid400

Stock	PI (bps)	Turnover(JPY)	Share
2181 PERSOLHD	4.16	538,011,490	1.50%
8410 SEVEN BK	3.74	920,724,960	4.44%
8424 FUYO-GL	3.60	456,605,150	4.12%
9601 SHOCHIK	3.53	308,697,840	3.26%
7205 HINOMTR	3.52	758,992,850	2.78%
6472 NTN	3.32	468,205,010	1.87%
3697 SHIFT	3.15	35,143,379,500	9.16%
8572 ACOM	3.10	105,255,570	1.17%
9435 HIKARIT	2.90	1,327,779,400	5.44%
7211 MMC	2.79	3,602,448,790	2.42%

Small & Others

Stock	PI (bps)	Turnover(JPY)	Share
8918 LAND	615.08	6,283,172,780	94.84%
8107 KIMRTAN	320.80	278,419,600	80.84%
6740 JDI	258.40	1,530,325,070	43.34%
5721 S-SCIEN	136.58	380,798,090	29.02%
9704 AGORA HG	65.67	363,939,690	17.65%
7527 SYSSOFT	45.02	300,428,730	11.62%
3315 NIP-COKE	25.27	898,547,150	11.02%
8166 TAKA-Q	20.25	426,026,380	17.01%
3053 PEPPER	19.99	156,732,730	11.94%
2120 LIFULL	19.45	195,585,100	10.72%

Non Topix

Stock	PI (bps)	Turnover(JPY)	Share
9973 KOZOHD	233.20	420,936,290	44.05%
7647 ONTSU	213.62	5,063,041,240	67.00%
2134 KITAHAMA	199.49	692,642,540	32.68%
8894 REVOLUTI	163.54	155,335,670	28.66%
1757 SOKENACE	158.58	132,686,600	25.46%
3823 WHYHOWDO	136.81	517,682,790	37.52%
3777 EFRIENDH	107.51	108,834,930	30.26%
2370 MEDINET	96.13	381,886,240	26.51%
4564 OTS	84.74	4,699,237,990	23.01%
2315 CAICA D	82.45	201,018,400	17.85%

ETFs & REITs

Stock	PI (bps)	Turnover(JPY)	Share
1357 NFNKDOUB	36.32	130,284,101,180	35.84%
1632 NFFINACL	12.84	140,364,989	3.60%
1366 IF 225DI	12.37	1,885,444,616	9.18%
1368 IF TPXDI	8.27	208,302,220	9.52%
1459 RK 225DI	8.21	27,921,895,217	13.81%
1571 NFNKIV	6.54	1,222,154,067	3.89%
3287 HOSINORR	5.78	923,805,800	13.01%
8952 JRE	5.74	4,477,513,900	9.77%
1671 WTI ETF	5.45	792,618,135	6.88%
2624 IF225QTR	5.42	146,138,235	6.74%

Prime

Stock	PI (bps)	Turnover(JPY)	Share
6740 JDI	258.40	1,530,325,070	43.34%
3315 NIP-COKE	25.27	898,547,150	11.02%
2120 LIFULL	19.45	195,585,100	10.72%
2930 TATSUJIN	18.30	365,448,620	14.98%
2353 NP-PARK	17.81	792,835,500	10.99%
7238 AKEBONO	17.53	412,718,270	8.91%
9424 JPN-COMM	17.11	659,457,310	11.52%
7383 NETPROHD	15.22	602,555,940	14.53%
4344 SOURCENX	13.24	667,475,020	8.29%
4714 RISO KY	13.16	177,480,780	10.63%

Standard

Stock	PI (bps)	Turnover(JPY)	Share
8918 LAND	615.08	6,283,172,780	94.84%
8107 KIMRTAN	320.80	278,419,600	80.84%
9973 KOZOHD	233.20	420,936,290	44.05%
7647 ONTSU	213.62	5,063,041,240	67.00%
2134 KITAHAMA	199.49	692,642,540	32.68%
8894 REVOLUTI	163.54	155,335,670	28.66%
1757 SOKENACE	158.58	132,686,600	25.46%
3823 WHYHOWDO	136.81	517,682,790	37.52%
5721 S-SCIEN	136.58	380,798,090	29.02%
2315 CAICA D	82.45	201,018,400	17.85%

Growth

Stock	PI (bps)	Turnover(JPY)	Share
3777 EFRIENDH	107.51	108,834,930	30.26%
2370 MEDINET	96.13	381,886,240	26.51%
4564 OTS	84.74	4,699,237,990	23.01%
4597 SOLASIA	72.03	7,146,465,860	17.70%
4563 ANGES	62.42	630,557,790	18.57%
4594 BRITPATH	45.64	1,283,698,230	14.57%
4596 KUBOTAPH	35.47	116,842,240	9.56%
7090 LIGUA	31.03	268,174,260	4.49%
4591 RIBOMIC	24.36	950,936,720	8.42%
6573 AGILE	23.93	236,153,150	19.94%