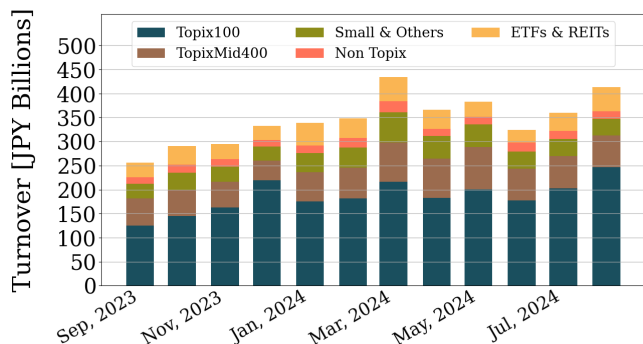


Market Report for August, 2024

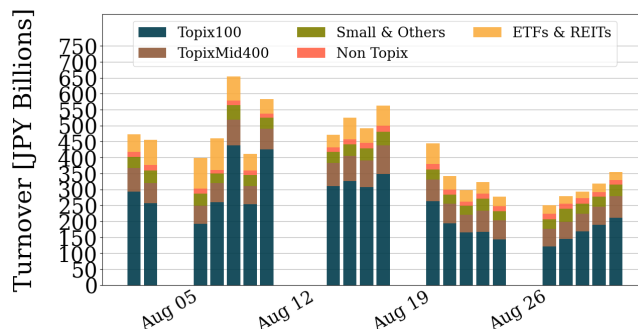
Trading Summary

Total Monthly Turnover(JPY)	8,678,888,849,839	Total Monthly Volume	5,684,414,795
Average Daily Turnover(JPY)	413,280,421,421	Average Daily Volume	270,686,419
Average PI (bps)	2.57	Average Traded Symbols	3348

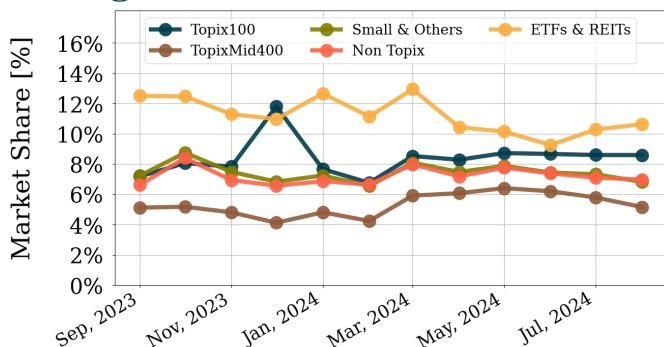
Average Daily Turnover



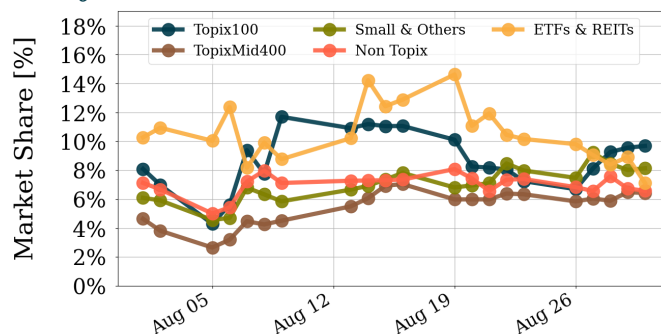
Daily Turnover



Average Market Share



Daily Market Share



Top Stocks by Turnover

Stock	Turnover(JPY)	Share	PI (bps)
6920 LASRTEC	785,927,446,550	12.70%	0.41
6146 DISCO	784,347,763,150	13.51%	0.50
1570 NFNKLV	475,185,738,087	9.84%	0.94
7011 MHI	396,059,740,190	12.77%	1.22
8035 TKOELCN	384,025,492,510	9.54%	0.47

Top Stocks by Market Share

Stock	Turnover(JPY)	Share	PI (bps)
8918 LAND	5,487,552,320	94.44%	646.34
7647 ONTSU	580,292,450	72.53%	176.22
8107 KIMRTAN	230,602,870	47.03%	228.90
5395 RIKNCOR	399,040,800	40.55%	7.03
6698 VISCOTEC	724,441,760	33.17%	2.56

Top Stocks by Price Improvement

Stock	Turnover(JPY)	Share	PI (bps)
8918 LAND	5,487,552,320	94.44%	646.34
8107 KIMRTAN	230,602,870	47.03%	228.90
9973 KOZOHD	475,422,390	33.09%	228.25
2134 KITAHAMA	602,592,130	24.73%	205.47
6740 JDI	2,666,603,650	27.35%	185.50

Top Stocks by Savings

Stock	Turnover(JPY)	Share	Savings
1357 NFNKDOUB	128,648,033,329	28.65%	287,538,632
8918 LAND	5,487,552,320	94.44%	166,281,990
4597 SOLASIA	11,259,664,920	19.19%	54,599,850
6740 JDI	2,666,603,650	27.35%	41,245,190
4564 OTS	7,730,290,900	22.45%	36,198,380

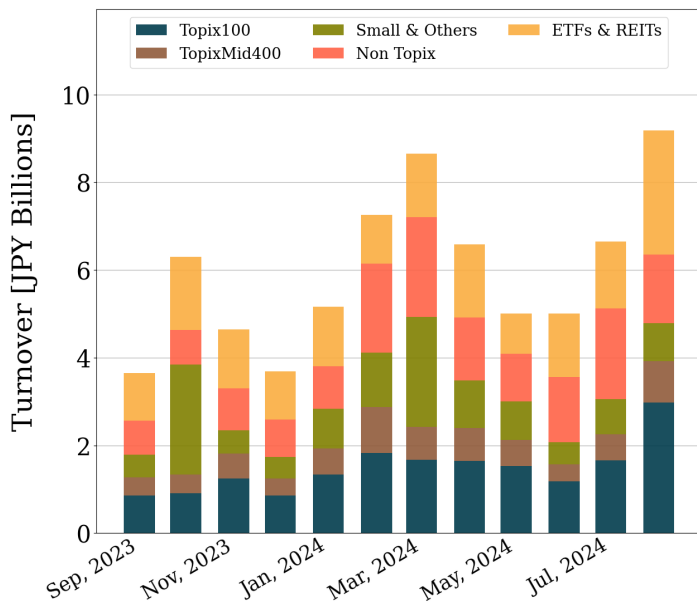
- ▶ Analysis is based on Japannext and LSEG data. Small & Others = Topix - TPX500.
- ▶ All Japan Turnover = Japannext (J+X+U+N) + TSE (excl. Tostnet) + CBOE (CBOE-Alpha + CBOE-Select excl. CBOE-Match). Night-time Session (N) is treated as the following business day.
Market Share = Japannext turnover / All Japan Turnover.
- ▶ Opening and Closing auction trades on the TSE are excluded from calculations.
- ▶ Price Improvement (PI) and Savings (PI*volume) are calculated by comparing the execution price against the primary market's best bid for each sell or best offer for each buy at the point of execution from the taker's perspective. Reported PI is a value-weighted average. Names with monthly traded value less than 100,000,000 JPY are excluded from the rankings tables.

Night-Time Market Report for August, 2024

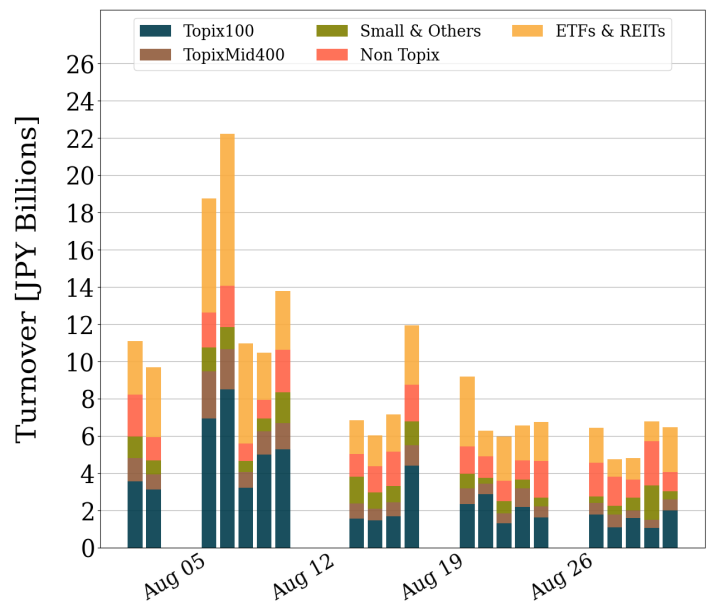
Trading Summary

Total Monthly Turnover(JPY)	192,936,814,426	Total Monthly Volume	554,733,804
Average Daily Turnover(JPY)	9,187,467,354	Average Daily Volume	26,415,895
Average Quoted Symbols	3831	Average Traded Symbols	1067

Average Nightly Turnover



Nightly Turnover



Top Stocks by Turnover

Stock	Turnover(JPY)	Share
1570 NFNKLV	24,730,546,722	0.51%
1357 NFNKDOUB	13,525,854,795	3.01%
1360 NKBEAR-2	6,972,409,558	1.64%
8306 MUFU	5,703,219,810	0.23%
8316 SMFU	5,551,320,550	0.23%
8035 TKOELCN	4,724,747,300	0.12%
7203 TOYOTA	4,611,315,780	0.23%
7011 MHI	3,995,657,490	0.13%
1579 225 BULL	3,874,331,323	1.48%
6920 LASRTEC	3,809,582,950	0.06%
1458 RK 225LV	3,460,250,148	0.86%
1459 RK 225DI	3,246,485,888	1.02%
3350 METAPLNT	3,138,572,430	3.48%
7776 CELLSEED	2,536,510,910	1.20%
9984 SOFTBNKG	2,460,444,170	0.08%

Top Stocks by Market Share

Stock	Turnover(JPY)	Share
8918 LAND	1,609,794,620	27.71%
3224 G OYSTER	191,965,990	20.01%
3422 J-MAX	23,915,340	18.67%
8107 KIMRTAN	71,940,780	14.67%
6416 KATSURA	7,769,510	12.67%
7585 KAN-NAN	23,627,740	10.27%
4495 ICUBED	16,084,930	9.26%
2743 PIXEL	1,550,840,670	9.03%
5721 S-SCIEN	182,177,410	8.48%
4476 AI CROSS	175,599,350	7.76%
1451 KHC	67,697,420	7.25%
1757 SOKENACE	128,733,460	6.88%
5256 FUSIC	58,281,450	5.99%
4392 FIG	186,651,640	5.86%
5395 RIKNCOR	57,444,500	5.84%

- ▶ Analysis is based on Japannext and LSEG data. Small & Others = Topix - TPX500. Only Night-Time market is included.
- ▶ Night market session is treated as the following business day.

Top 10 Stocks by Turnover

Topix 100

Stock	Turnover(JPY)	Share	PI (bps)
6920 LASRTEC	785,927,446,550	12.70%	0.41
6146 DISCO	784,347,763,150	13.51%	0.50
7011 MHI	396,059,740,190	12.77%	1.22
8035 TKOELCN	384,025,492,510	9.54%	0.47
9984 SOFTBNKG	340,987,403,010	11.22%	0.57
6857 ADVNTST	240,459,211,220	11.02%	0.65
8306 MUFG	178,297,272,260	7.22%	1.34
8316 SMFG	171,056,391,280	6.97%	0.74
7203 TOYOTA	148,601,077,610	7.35%	0.85
9983 FASTRET	109,560,064,390	7.02%	0.66

Topix Mid400

Stock	Turnover(JPY)	Share	PI (bps)
6526 SOCIONXT	103,080,673,040	11.92%	1.11
7735 SCREEN	78,269,555,250	10.68%	1.76
7012 KHI	72,077,808,600	9.92%	0.95
9107 K-LINE	64,773,431,310	10.71%	1.22
4385 MERCARI	59,068,938,930	10.33%	1.24
7013 IHI	47,888,675,490	9.17%	0.89
9104 MTI-OSK	46,839,409,350	6.71%	0.88
5803 FUJIKRA	45,029,029,490	8.54%	1.09
4755 RAKUTENG	37,397,807,590	5.33%	1.80
3697 SHIFT	24,252,268,400	10.43%	3.10

Small & Others

Stock	Turnover(JPY)	Share	PI (bps)
6315 TOWA	58,963,811,200	10.96%	4.72
7003 MTI E&S	51,249,792,840	10.43%	2.60
3778 SAKURA	37,139,805,070	8.19%	4.06
6323 RORZE	25,069,900,230	7.30%	2.85
7014 NAMURA	23,132,508,230	6.09%	2.08
3498 KASUMIGA	19,675,868,300	6.57%	4.35
6525 KOKUSAI	18,938,776,820	5.26%	3.82
6871 MICRONI	13,909,832,750	8.08%	5.03
4506 SMIPHARM	10,062,635,040	9.17%	5.76
7581 SAIZERY	7,645,577,250	9.20%	6.16

Non Topix

Stock	Turnover(JPY)	Share	PI (bps)
7776 CELLSEED	14,857,097,490	7.03%	4.79
4597 SOLASIA	11,259,664,920	19.19%	59.35
5253 COVER	9,845,120,980	6.06%	2.21
7163 SBISUMIS	9,689,240,520	6.72%	3.67
4485 JTOWER	8,441,579,300	19.65%	5.94
3350 METAPLNT	8,278,575,970	9.18%	4.03
4564 OTS	7,730,290,900	22.45%	60.51
215A TIMEE	7,289,310,130	3.58%	2.53
4107 ISECHEM	6,939,895,800	8.37%	5.17
4883 MODALIS	6,525,994,510	10.60%	17.61

ETFs & REITs

Stock	Turnover(JPY)	Share	PI (bps)
1570 NFNKLV	475,185,738,087	9.84%	0.94
1357 NFNKDOUB	128,648,033,329	28.65%	31.77
1360 NKBEAR-2	77,355,063,978	18.14%	3.76
1458 RK 225LV	65,048,723,874	16.13%	1.52
1579 225 BULL	56,488,533,786	21.65%	5.85
1459 RK 225DI	56,301,160,894	17.61%	7.01
1321 NFNK225	38,141,470,600	7.40%	1.73
1306 NFTOPIX	10,001,278,738	4.94%	0.70
2621 IS20YUS	7,362,195,153	13.21%	1.89
8951 NBF	6,482,223,000	8.70%	4.40

Prime

Stock	Turnover(JPY)	Share	PI (bps)
6920 LASRTEC	785,927,446,550	12.70%	0.41
6146 DISCO	784,347,763,150	13.51%	0.50
7011 MHI	396,059,740,190	12.77%	1.22
8035 TKOELCN	384,025,492,510	9.54%	0.47
9984 SOFTBNKG	340,987,403,010	11.22%	0.57
6857 ADVNTST	240,459,211,220	11.02%	0.65
8306 MUFG	178,297,272,260	7.22%	1.34
8316 SMFG	171,056,391,280	6.97%	0.74
7203 TOYOTA	148,601,077,610	7.35%	0.85
9983 FASTRET	109,560,064,390	7.02%	0.66

Standard

Stock	Turnover(JPY)	Share	PI (bps)
7014 NAMURA	23,132,508,230	6.09%	2.08
7163 SBISUMIS	9,689,240,520	6.72%	3.67
3350 METAPLNT	8,278,575,970	9.18%	4.03
4107 ISECHEM	6,939,895,800	8.37%	5.17
8918 LAND	5,487,552,320	94.44%	646.34
3667 ENISH	5,295,242,310	9.97%	9.56
2702 MCDNALD	4,649,172,900	10.82%	5.19
6016 JPNENGIN	3,170,874,400	7.54%	6.71
2743 PIXEL	2,942,763,940	17.14%	24.08
7564 WORKMAN	2,908,074,300	8.88%	4.23

Growth

Stock	Turnover(JPY)	Share	PI (bps)
7776 CELLSEED	14,857,097,490	7.03%	4.79
4597 SOLASIA	11,259,664,920	19.19%	59.35
5253 COVER	9,845,120,980	6.06%	2.21
4485 JTOWER	8,441,579,300	19.65%	5.94
4564 OTS	7,730,290,900	22.45%	60.51
215A TIMEE	7,289,310,130	3.58%	2.53
4883 MODALIS	6,525,994,510	10.60%	17.61
4882 PERSEUS	6,524,815,150	7.24%	5.50
2160 GNI	5,093,634,760	5.43%	3.36
2586 FRUTA	4,887,696,660	11.22%	26.26

Top 10 Stocks by Market Share

Topix 100

Stock	Share	Turnover(JPY)	PI (bps)
6146 DISCO	13.51%	784,347,763,150	0.50
7011 MHI	12.77%	396,059,740,190	1.22
6920 LASRTEC	12.70%	785,927,446,550	0.41
9984 SOFTBNKG	11.22%	340,987,403,010	0.57
6857 ADVNTST	11.02%	240,459,211,220	0.65
9843 NITORIHD	9.59%	48,093,509,740	0.98
8035 TKOELCN	9.54%	384,025,492,510	0.47
6273 SMC	8.95%	27,027,036,100	2.43
2914 JT	8.15%	37,948,684,280	0.89
6861 KEYENCE	8.12%	71,246,821,700	1.47

Topix Mid400

Stock	Share	Turnover(JPY)	PI (bps)
6526 SOCIONXT	11.92%	103,080,673,040	1.11
9107 K-LINE	10.71%	64,773,431,310	1.22
7735 SCREEN	10.68%	78,269,555,250	1.76
3697 SHIFT	10.43%	24,252,268,400	3.10
4385 MERCARI	10.33%	59,068,938,930	1.24
7012 KHI	9.92%	72,077,808,600	0.95
7013 IHI	9.17%	47,888,675,490	0.89
9509 HKD-PWR	9.16%	15,757,250,230	2.44
5803 FUJIKRA	8.54%	45,029,029,490	1.09
7240 NOK	8.39%	1,289,345,940	2.12

Small & Others

Stock	Share	Turnover(JPY)	PI (bps)
8918 LAND	94.44%	5,487,552,320	646.34
8107 KIMRTAN	47.03%	230,602,870	228.90
5721 S-SCIEN	32.06%	688,626,450	142.23
4215 CITAKIRN	28.02%	3,816,935,220	4.13
6740 JDI	27.35%	2,666,603,650	185.50
9099 C&FLOGIH	23.73%	439,756,200	7.68
9704 AGORA HG	19.80%	371,541,120	75.56
2487 CDG	15.72%	224,015,130	2.03
4392 FIG	15.37%	489,866,240	7.80
4348 INFOCOM	13.82%	662,221,600	5.95

Non Topix

Stock	Share	Turnover(JPY)	PI (bps)
7647 ONTSU	72.53%	580,292,450	176.22
5395 RIKNCOR	40.55%	399,040,800	7.03
6698 VISCOTEC	33.17%	724,441,760	2.56
9973 KOZOHD	33.09%	475,422,390	228.25
8889 APAMAN	27.40%	373,014,020	5.72
1491 CHUGAIM	27.17%	323,708,730	132.81
1757 SOKENACE	27.10%	507,093,350	143.72
3224 G OYSTER	26.02%	249,681,390	4.86
2134 KITAHAMA	24.73%	602,592,130	205.47
8836 RISE	24.46%	238,355,710	178.99

ETFs & REITs

Stock	Share	Turnover(JPY)	PI (bps)
1357 NFNKDOUB	28.65%	128,648,033,329	31.77
1579 225 BULL	21.65%	56,488,533,786	5.85
1360 NKBEAR-2	18.14%	77,355,063,978	3.76
1569 TPX BEAR	17.78%	886,962,927	3.35
1459 RK 225DI	17.61%	56,301,160,894	7.01
1458 RK 225LV	16.13%	65,048,723,874	1.52
1368 IF TPXDI	14.44%	718,394,288	10.22
1580 225 BEAR	13.60%	3,825,399,609	4.04
2621 IS20YUS	13.21%	7,362,195,153	1.89
2239 SPLEV2	12.82%	129,130,200	1.49

Prime

Stock	Share	Turnover(JPY)	PI (bps)
4215 CITAKIRN	28.02%	3,816,935,220	4.13
6740 JDI	27.35%	2,666,603,650	185.50
9099 C&FLOGIH	23.73%	439,756,200	7.68
4392 FIG	15.37%	489,866,240	7.80
4348 INFOCOM	13.82%	662,221,600	5.95
6146 DISCO	13.51%	784,347,763,150	0.50
8114 DESCENTE	13.35%	5,359,773,900	3.79
7011 MHI	12.77%	396,059,740,190	1.22
6920 LASRTEC	12.70%	785,927,446,550	0.41
5074 TESSHD	12.35%	565,869,380	9.17

Standard

Stock	Share	Turnover(JPY)	PI (bps)
8918 LAND	94.44%	5,487,552,320	646.34
7647 ONTSU	72.53%	580,292,450	176.22
8107 KIMRTAN	47.03%	230,602,870	228.90
5395 RIKNCOR	40.55%	399,040,800	7.03
6698 VISCOTEC	33.17%	724,441,760	2.56
9973 KOZOHD	33.09%	475,422,390	228.25
5721 S-SCIEN	32.06%	688,626,450	142.23
8889 APAMAN	27.40%	373,014,020	5.72
1491 CHUGAIM	27.17%	323,708,730	132.81
1757 SOKENACE	27.10%	507,093,350	143.72

Growth

Stock	Share	Turnover(JPY)	PI (bps)
3224 G OYSTER	26.02%	249,681,390	4.86
4564 OTS	22.45%	7,730,290,900	60.51
2370 MEDINET	22.37%	495,342,030	96.20
4485 JTOWER	19.65%	8,441,579,300	5.94
4597 SOLASIA	19.19%	11,259,664,920	59.35
7086 KIZUNAHD	18.36%	854,103,290	1.50
3777 EFRIENDH	18.14%	173,158,820	115.69
4594 BRITPATH	14.85%	447,860,610	48.31
4476 AI CROSS	13.21%	299,089,840	14.39
2936 BASEFOOD	12.71%	387,862,780	11.42

Top 10 Stocks by PI

Topix 100

Stock	PI (bps)	Turnover(JPY)	Share
9432 NTT	7.20	27,069,431,330	5.04%
4689 LY CORP	3.14	2,556,186,080	2.19%
7201 NISSAN	2.57	11,480,080,300	3.86%
6273 SMC	2.43	27,027,036,100	8.95%
5020 ENEOS	2.04	6,996,126,850	2.98%
4188 MTBCM G	2.01	1,909,801,320	2.58%
2413 M3	1.88	12,805,196,740	7.59%
8308 RESONA	1.85	13,235,573,230	5.49%
3407 ASA-KSI	1.82	3,077,468,560	4.15%
6752 PANASONIC	1.60	9,209,565,470	5.22%

Topix Mid400

Stock	PI (bps)	Turnover(JPY)	Share
9435 HIKARIT	8.29	1,863,328,700	5.42%
8424 FUYO-GL	5.03	676,132,750	5.25%
2181 PERSOLHD	4.52	622,241,590	1.34%
6395 TADANO	4.21	206,525,820	4.71%
8410 SEVEN BK	4.21	1,465,574,410	3.12%
8572 ACOM	4.07	106,691,530	1.38%
6472 NTN	4.03	513,535,370	2.00%
4902 KONICAM	3.55	530,523,430	1.88%
7205 HINOMTR	3.47	379,473,140	1.93%
9505 HKRK-PW	3.46	410,415,230	3.01%

Small & Others

Stock	PI (bps)	Turnover(JPY)	Share
8918 LAND	646.34	5,487,552,320	94.44%
8107 KIMRTAN	228.90	230,602,870	47.03%
6740 JDI	185.50	2,666,603,650	27.35%
5721 S-SCIEN	142.23	688,626,450	32.06%
9704 AGORA HG	75.56	371,541,120	19.80%
7527 SYSSOFT	43.12	131,732,820	8.66%
3315 NIP-COKE	31.59	501,943,010	7.96%
7238 AKEBONO	23.64	287,453,520	8.64%
2120 LIFULL	21.52	163,038,120	8.92%
9424 JPN-COMM	19.91	804,583,550	10.90%

Non Topix

Stock	PI (bps)	Turnover(JPY)	Share
9973 KOZOHD	228.25	475,422,390	33.09%
2134 KITAHAMA	205.47	602,592,130	24.73%
8836 RISE	178.99	238,355,710	24.46%
7647 ONTSU	176.22	580,292,450	72.53%
1757 SOKENACE	143.72	507,093,350	27.10%
3823 WHYHOWDO	137.25	230,279,070	20.13%
1491 CHUGAIM	132.81	323,708,730	27.17%
3777 EFRIENDH	115.69	173,158,820	18.14%
8894 REVOLUTI	113.12	1,038,119,000	23.53%
6993 DAIKOKYA	110.62	1,695,171,320	21.55%

ETFs & REITs

Stock	PI (bps)	Turnover(JPY)	Share
1357 NFNKDOUB	31.77	128,648,033,329	28.65%
1366 IF 225DI	10.29	5,534,917,235	12.30%
1368 IF TPXDI	10.22	718,394,288	14.44%
2237 IF500LEV	7.14	297,925,630	5.37%
1459 RK 225DI	7.01	56,301,160,894	17.61%
1571 NFNKIV	6.40	5,095,977,271	11.79%
1358 IDXFNKLV	6.34	1,130,792,590	4.58%
1579 225 BULL	5.85	56,488,533,786	21.65%
1631 NFBANK17	5.68	147,234,524	6.93%
3287 HOSINORR	5.35	1,281,095,450	11.96%

Prime

Stock	PI (bps)	Turnover(JPY)	Share
6740 JDI	185.50	2,666,603,650	27.35%
3315 NIP-COKE	31.59	501,943,010	7.96%
7238 AKEBONO	23.64	287,453,520	8.64%
2120 LIFULL	21.52	163,038,120	8.92%
9424 JPN-COMM	19.91	804,583,550	10.90%
2353 NP-PARK	17.30	487,016,960	8.39%
2982 ADWORKSG	14.76	279,663,020	10.68%
7354 DMMIX	13.96	260,459,580	11.18%
2930 TATSUJIN	13.91	156,343,170	8.68%
4714 RISO KY	13.78	142,585,910	8.56%

Standard

Stock	PI (bps)	Turnover(JPY)	Share
8918 LAND	646.34	5,487,552,320	94.44%
8107 KIMRTAN	228.90	230,602,870	47.03%
9973 KOZOHD	228.25	475,422,390	33.09%
2134 KITAHAMA	205.47	602,592,130	24.73%
8836 RISE	178.99	238,355,710	24.46%
7647 ONTSU	176.22	580,292,450	72.53%
1757 SOKENACE	143.72	507,093,350	27.10%
5721 S-SCIEN	142.23	688,626,450	32.06%
3823 WHYHOWDO	137.25	230,279,070	20.13%
1491 CHUGAIM	132.81	323,708,730	27.17%

Growth

Stock	PI (bps)	Turnover(JPY)	Share
3777 EFRIENDH	115.69	173,158,820	18.14%
2370 MEDINET	96.20	495,342,030	22.37%
4564 OTS	60.51	7,730,290,900	22.45%
4597 SOLASIA	59.35	11,259,664,920	19.19%
4594 BRITPATH	48.31	447,860,610	14.85%
4563 ANGES	43.47	1,213,096,470	12.23%
4591 RIBOMIC	33.83	108,780,030	5.46%
228A OPRO	29.12	227,234,960	1.37%
2388 WEDGE-HD	26.61	106,516,590	10.03%
2586 FRUTA	26.26	4,887,696,660	11.22%