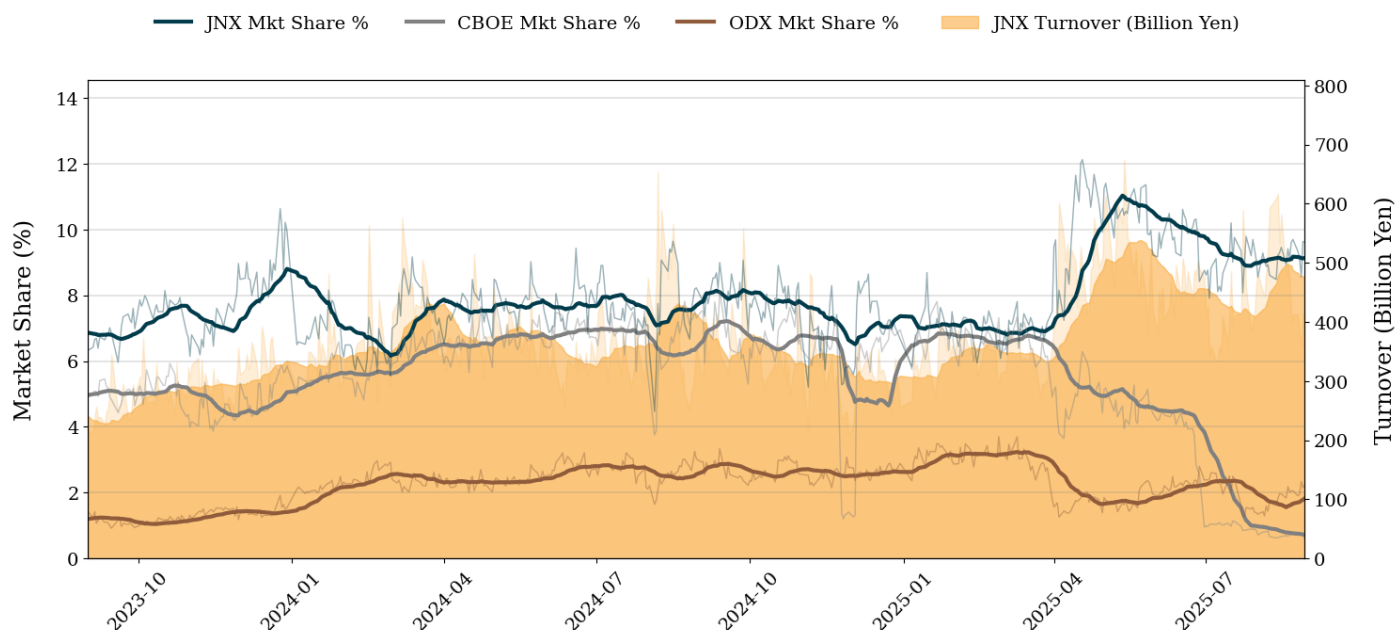


Market Report for August, 2025

Trading Summary

Total Monthly Turnover(JPY)	9,571,443,434,945	Total Monthly Volume	5,628,057,302
Average Daily Turnover(JPY)	478,572,171,747	Average Daily Volume	281,402,865
Average PI (bps)	2.36	Average Traded Symbols	3707

PTS Market Share and JNX Turnover (1-Month Moving Average)



Top Stocks by Turnover

Stock	Turnover(JPY)	Share	PI (bps)
9984 SOFTBNKG	603,258,450,810	12.84%	1.07
6146 DISCO	596,791,592,820	17.17%	0.73
8136 SANRIO	554,382,031,330	13.02%	0.52
6920 LASRTEC	519,852,374,990	16.78%	0.97
5803 FUJIKRA	494,750,113,260	16.07%	1.54

Top Stocks by Market Share

Stock	Turnover(JPY)	Share	PI (bps)
8918 LAND	4,846,555,730	94.59%	517.69
1757 SOKENACE	4,530,767,400	68.97%	771.44
6740 JDI	1,135,404,960	43.78%	260.51
5070 DRAFT	825,145,740	42.04%	4.03
7163 SBISUMIS	1,657,633,400	40.18%	4.13

Top Stocks by Price Improvement

Stock	Turnover(JPY)	Share	PI (bps)
1757 SOKENACE	4,530,767,400	68.97%	771.44
8918 LAND	4,846,555,730	94.59%	517.69
260A ALT	1,441,918,880	32.94%	321.31
6740 JDI	1,135,404,960	43.78%	260.51
9973 KOZOHD	1,590,421,560	38.28%	164.88

Top Stocks by Savings

Stock	Turnover(JPY)	Share	Savings
1757 SOKENACE	4,530,767,400	68.97%	157,755,120
8918 LAND	4,846,555,730	94.59%	133,610,900
5803 FUJIKRA	494,750,113,260	16.07%	68,378,980
9984 SOFTBNKG	603,258,450,810	12.84%	54,335,760
6920 LASRTEC	519,852,374,990	16.78%	45,840,210

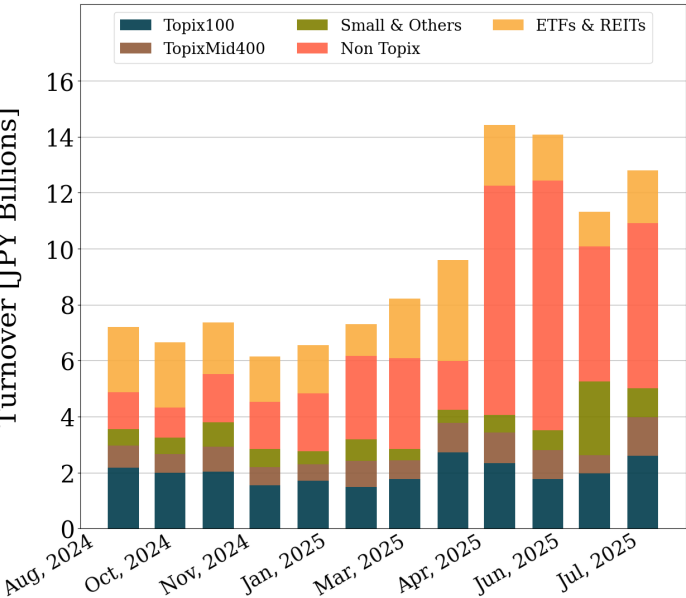
- ▶ Analysis is based on Japannext and LSEG data. Small & Others = Topix - Topix 500.
- ▶ All Japan Turnover = Japannext (J+X+U+N) + TSE (excl. Tostnet) + CBOE (CBOE-Alpha + CBOE-Select excl. CBOE-Match) + ODX. Night-time Session (N) is treated as the following business day.
Market Share = Japannext turnover / All Japan Turnover.
- ▶ Opening and Closing auction trades on the TSE are excluded from calculations.
- ▶ Price Improvement (PI) and Savings (PI*volume) are calculated by comparing the execution price against the primary market's best bid for each sell or best offer for each buy at the point of execution from the taker's perspective. Reported PI is a value-weighted average. Names with monthly traded value less than 100,000,000 JPY are excluded from the rankings tables.

Night-Time Market Report for August, 2025

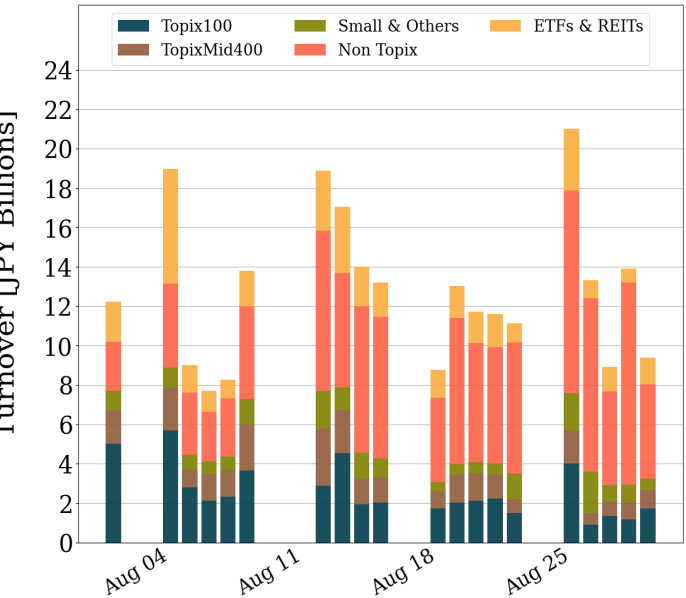
Trading Summary

Total Monthly Turnover(JPY)	255,924,280,427	Total Monthly Volume	954,247,594
Average Daily Turnover(JPY)	12,796,214,021	Average Daily Volume	47,712,380
Average Quoted Symbols	3892	Average Traded Symbols	1074

Average Nightly Turnover



Nightly Turnover



Top Stocks by Turnover

Stock	Turnover(JPY)	Share
3350 METAPLNT	15,171,315,830	2.46%
1570 NFNKLV	14,869,839,211	0.61%
8105 MARUSHO	13,299,817,660	7.86%
1357 NFNKDOUB	10,029,482,200	1.88%
8035 TKOELCN	7,213,840,850	0.35%
5721 S-SCIEN	6,525,436,270	6.77%
3905 DATABEC	6,365,192,890	2.96%
9984 SOFTBNKG	5,447,492,800	0.12%
6177 APPBANK	5,184,251,350	12.13%
3853 ASTERIA	4,641,141,370	1.60%
1360 NKBEAR-2	4,484,141,994	1.65%
6857 ADVNTST	4,177,162,090	0.17%
402A AXELSPAC	3,601,515,390	1.76%
7615 K-KIMONO	3,557,376,930	8.10%
8136 SANRIO	3,248,659,850	0.08%

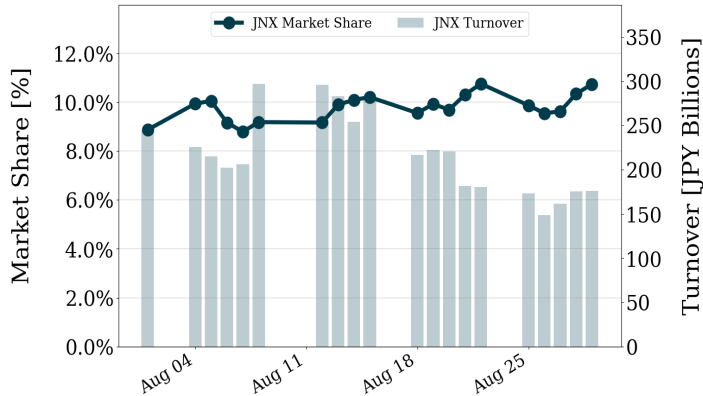
Top Stocks by Market Share

Stock	Turnover(JPY)	Share
1757 SOKENACE	2,129,645,580	32.42%
3779 J ESCOM	836,256,540	26.87%
8918 LAND	1,288,748,900	25.15%
4833 DEFCONSU	2,489,622,820	23.38%
3840 PATH	212,627,500	17.23%
3727 APLIX	775,208,600	15.31%
5257 NOVASYST	70,010,730	12.43%
6177 APPBANK	5,184,251,350	12.13%
2743 PIXEL	3,069,528,140	12.11%
7043 ALUE	7,857,760	12.04%
260A ALT	484,828,190	11.08%
9159 WTOKYO	156,981,840	10.42%
7370 ENJIN	16,749,500	9.74%
3823 WHYHOWDO	1,757,999,330	8.96%
246A ASUA	59,279,540	8.25%

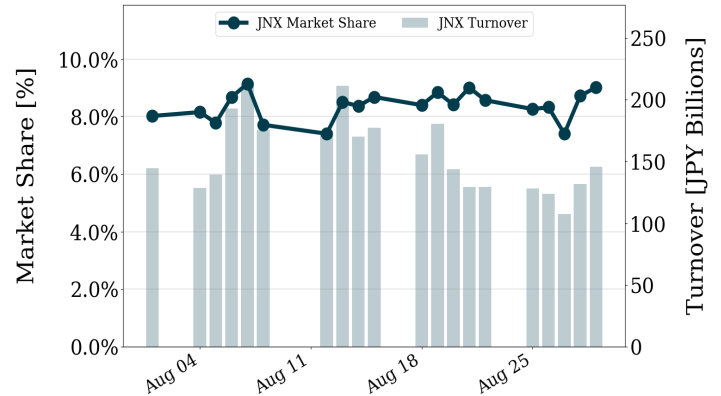
▶ Analysis is based on Japannext and LSEG data. Small & Others = Topix - Topix 500. Only Night-Time market is included.
▶ Night market session is treated as the following business day.

Turnover and Top Names for August, 2025

TOPIX 100 Turnover + Share



TOPIX Mid 400 Turnover + Share



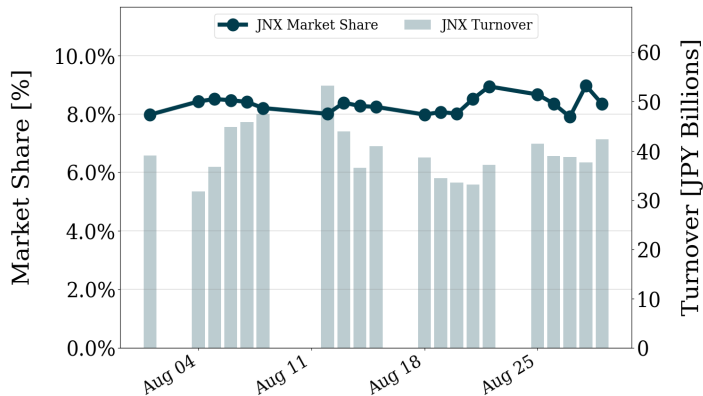
Top Stocks by Turnover

Stock	Turnover(JPY)	Share
9984 SOFTBNKG	603,258,450,810	12.84%
6146 DISCO	596,791,592,820	17.17%
6920 LASRTEC	519,852,374,990	16.78%
6857 ADVNTST	338,915,971,110	13.61%
7011 MHI	305,149,190,650	11.83%

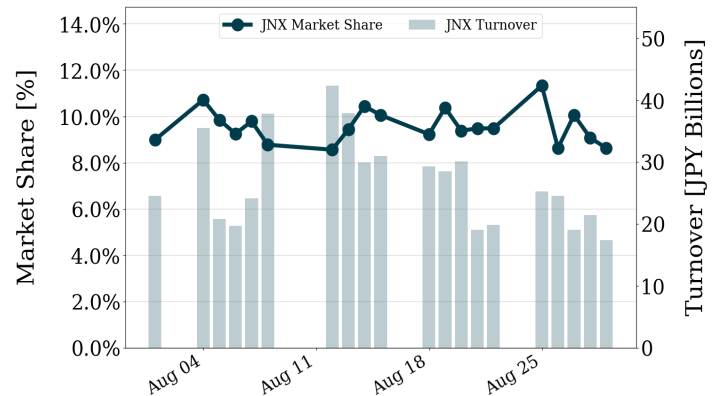
Top Stocks by Turnover

Stock	Turnover(JPY)	Share
8136 SANRIO	554,382,031,330	13.02%
5803 FUJIKRA	494,750,113,260	16.07%
7013 IHI	209,083,257,250	14.07%
5801 FURKWAE	188,937,125,000	9.16%
6526 SOCIONXT	147,687,436,270	10.84%

TOPIX Smalls Turnover + Share



ETF/REIT Turnover + Share



Top Stocks by Turnover

Stock	Turnover(JPY)	Share
7003 MTI E&S	46,523,969,600	11.55%
7014 NAMURA	30,606,196,470	11.36%
3853 ASTERIA	26,691,396,710	9.21%
4506 SMIPHARM	24,446,311,610	9.91%
285A KIOXIAHD	24,390,944,680	7.42%

Top Stocks by Turnover

Stock	Turnover(JPY)	Share
1570 NFNKLV	248,940,633,736	10.27%
1357 NFNKDOUB	82,375,285,625	15.42%
1360 NKBEAR-2	45,079,935,213	16.57%
1458 RK 225LV	23,301,856,320	10.09%
1579 225 BULL	21,892,945,881	11.90%

- ▶ Analysis is based on Japannext and LSEG data. Small & Others = Topix - Topix 500.
- ▶ All Japan Turnover = Japannext (J+X+U+N) + TSE (excl. Tostnet) + CBOE (CBOE-Alpha + CBOE-Select excl. CBOE-Match) + ODX. Night-time Session (N) is treated as the following business day.
Market Share = Japannext turnover / All Japan Turnover.
- ▶ Opening and Closing auction trades on the TSE are excluded from calculations.