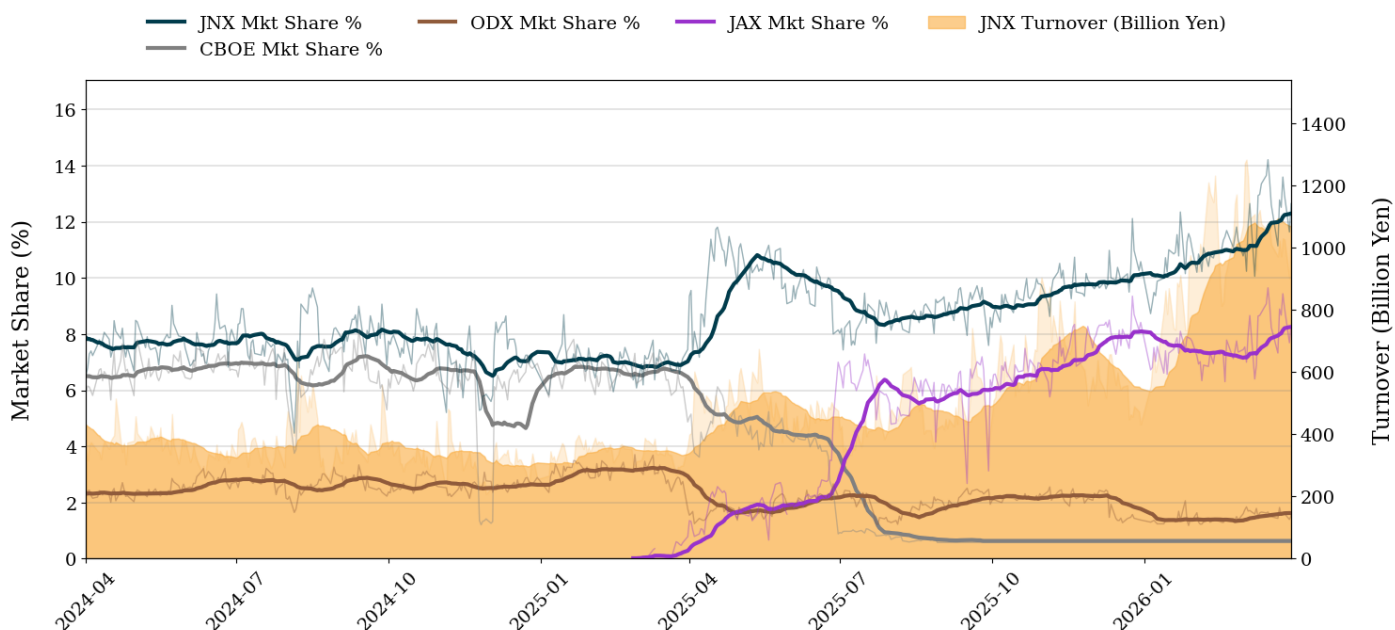


Market Report for March, 2026

Trading Summary

Total Monthly Turnover(JPY)	22,488,430,444,669	Total Monthly Volume	21,045,561,740
Average Daily Turnover(JPY)	1,070,877,640,222	Average Daily Volume	1,002,169,607
Average PI (bps)	3.61	Average Traded Symbols	3665

PTS Market Share and JNX Turnover (1-Month Moving Average)



Top Stocks by Turnover

Stock	Turnover(JPY)	Share	PI (bps)
285A KIOXIAHD	4,119,158,674,150	19.03%	1.18
5803 FUJIKRA	1,707,671,650,230	18.13%	0.72
5801 FURKWAE	1,506,054,800,450	18.87%	1.52
6146 DISCO	1,010,939,785,100	21.60%	1.19
6920 LASRTEC	893,161,890,440	18.20%	0.92

Top Stocks by Market Share

Stock	Turnover(JPY)	Share	PI (bps)
8918 LAND	127,205,979,770	99.79%	534.90
4564 OTS	1,206,824,110	45.84%	202.53
9973 KOZOHD	1,284,637,130	35.53%	148.58
3664 MOBCASTH	251,520,730	33.92%	113.82
2134 KITAHAMA	1,615,387,440	33.31%	131.07

Top Stocks by Price Improvement

Stock	Turnover(JPY)	Share	PI (bps)
8918 LAND	127,205,979,770	99.79%	534.90
4564 OTS	1,206,824,110	45.84%	202.53
9973 KOZOHD	1,284,637,130	35.53%	148.58
2134 KITAHAMA	1,615,387,440	33.31%	131.07
2370 MEDINET	577,479,280	31.04%	126.87

Top Stocks by Savings

Stock	Turnover(JPY)	Share	Savings
8918 LAND	127,205,979,770	99.79%	3,218,973,890
285A KIOXIAHD	4,119,158,674,150	19.03%	380,754,050
6740 JDI	99,629,533,110	23.93%	263,833,030
5801 FURKWAE	1,506,054,800,450	18.87%	196,038,150
5803 FUJIKRA	1,707,671,650,230	18.13%	102,111,060

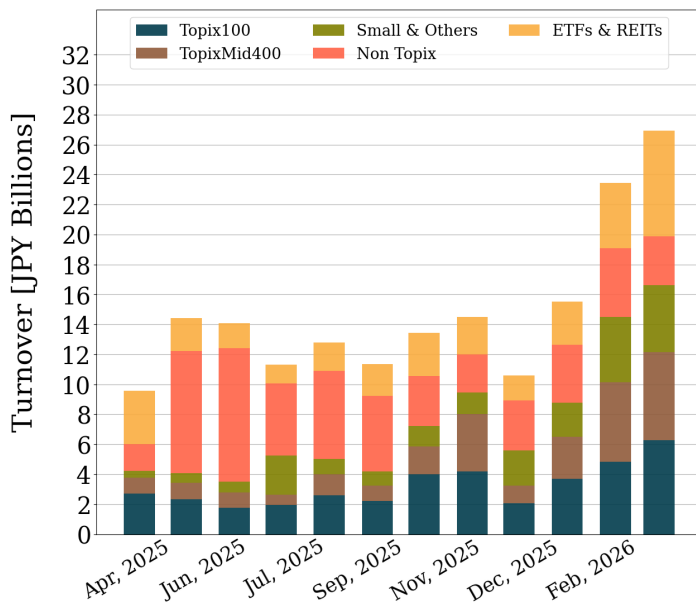
- ▶ Analysis is based on Japannext and LSEG data. Small & Others = Topix - Topix 500.
- ▶ All Japan Turnover = Japannext (J+X+U+N) + TSE (excl. Tostnet) + CBOE (CBOE-Alpha + CBOE-Select excl. CBOE-Match) + ODX + JAX. Night-time Session (N) is treated as the following business day.
Market Share = Japannext turnover / All Japan Turnover.
- ▶ Opening and Closing auction trades on the TSE are excluded from calculations.
- ▶ Price Improvement (PI) and Savings (PI*volume) are calculated by comparing the execution price against the primary market's best bid for each sell or best offer for each buy at the point of execution from the taker's perspective. Reported PI is a value-weighted average. Names with monthly traded value less than 100,000,000 JPY are excluded from the rankings tables.

Night-Time Market Report for March, 2026

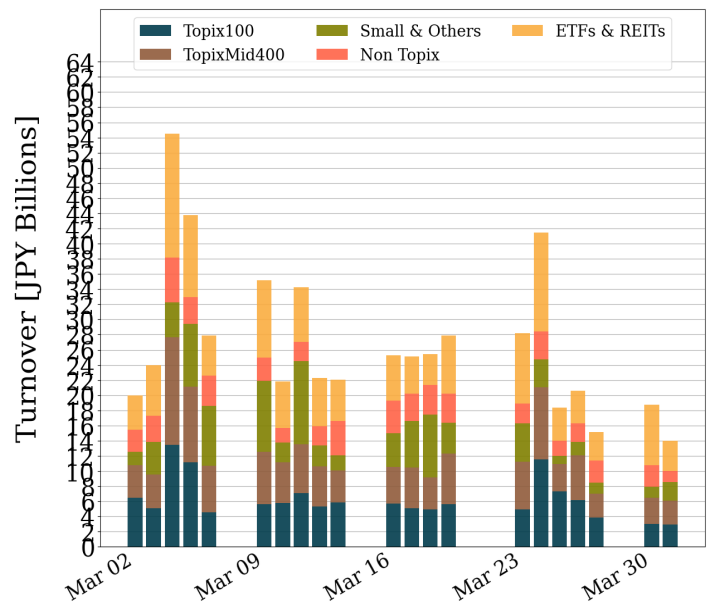
Trading Summary

Total Monthly Turnover(JPY)	565,881,528,813	Total Monthly Volume	6,208,805,593
Average Daily Turnover(JPY)	26,946,739,467	Average Daily Volume	295,657,409
Average Quoted Symbols	3912	Average Traded Symbols	1252

Average Nightly Turnover



Nightly Turnover



Top Stocks by Turnover

Stock	Turnover(JPY)	Share
1570 NFNKLV	69,528,546,810	1.32%
8918 LAND	52,167,511,270	40.92%
285A KIOXIAHD	44,508,014,050	0.21%
1357 NFNKDOUB	29,606,134,990	2.60%
5016 JXADVANC	16,254,860,300	0.35%
5803 FUJIKRA	15,288,499,530	0.16%
9984 SOFTBNKG	12,299,514,090	0.30%
6740 JDI	12,150,962,020	2.92%
1360 NKBEAR-2	9,598,087,801	1.87%
1579 225 BULL	8,846,384,718	2.29%
6857 ADVNTST	8,606,962,450	0.17%
7974 NINTEND	7,747,263,390	0.31%
1671 WTI ETF	7,049,619,595	3.13%
8306 MUFUG	6,630,786,710	0.29%
5801 FURKWAE	6,344,277,250	0.08%

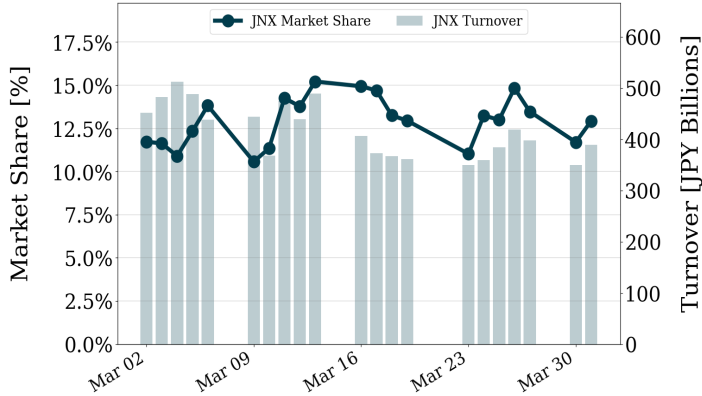
Top Stocks by Market Share

Stock	Turnover(JPY)	Share
8918 LAND	52,167,511,270	40.92%
9159 WTOKYO	53,007,400	38.45%
4754 TOSNET	13,007,520	35.31%
3238 CNTRL GE	48,028,480	22.45%
9171 KRIBAYS	298,417,290	21.88%
184A MANABIAI	4,886,680	9.95%
7901 MATUMOT	244,146,380	9.20%
4707 KITAC	8,226,280	8.76%
4564 OTS	222,496,900	8.45%
9973 KOZOHD	300,529,400	8.31%
288A LAXUS	52,459,660	8.07%
4586 MEDRX	625,414,630	7.85%
3664 MOBCASTH	57,243,420	7.72%
5856 LIEH	721,232,260	7.53%
4167 KOKOPELI	157,667,540	6.97%

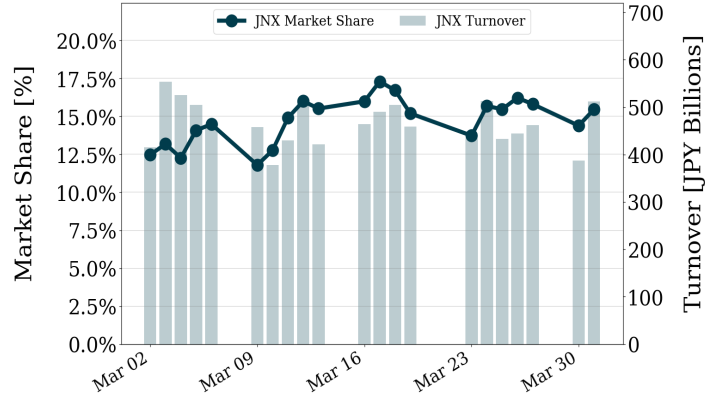
- ▶ Analysis is based on Japannext and LSEG data. Small & Others = Topix - Topix 500. Only Night-Time market is included.
- ▶ Night market session is treated as the following business day.

Turnover and Top Names for March, 2026

TOPIX 100 Turnover + Share



TOPIX Mid 400 Turnover + Share



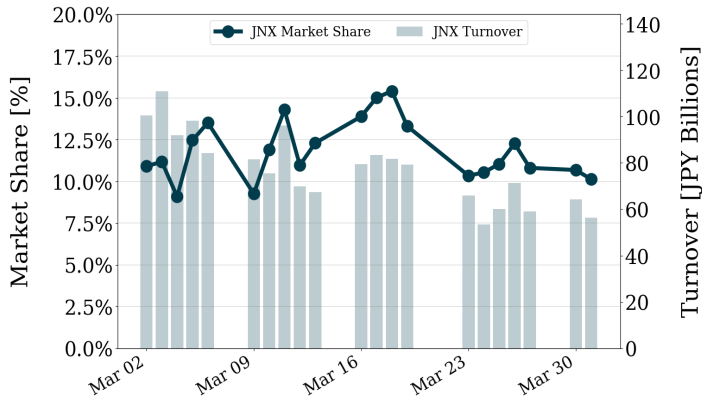
Top Stocks by Turnover

Stock	Turnover(JPY)	Share
5803 FUJIKRA	1,707,671,650,230	18.13%
6146 DISCO	1,010,939,785,100	21.60%
6920 LASRTEC	893,161,890,440	18.20%
6857 ADVNTST	816,688,620,430	15.80%
9984 SOFTBNKG	569,655,685,590	13.80%

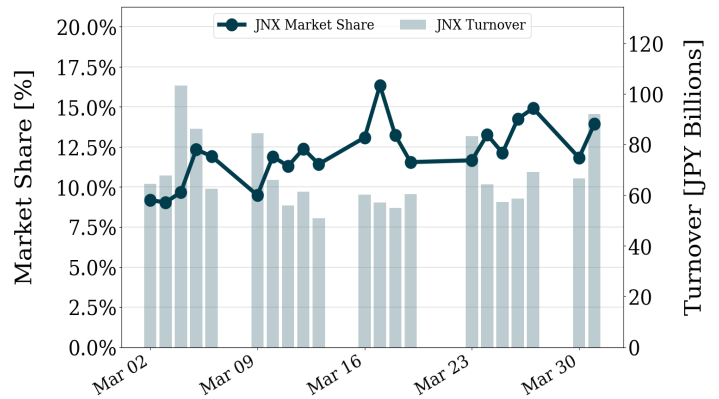
Top Stocks by Turnover

Stock	Turnover(JPY)	Share
285A KIOXIAHD	4,119,158,674,150	19.03%
5801 FURKWAE	1,506,054,800,450	18.87%
5016 JXADVANC	689,229,917,600	15.05%
5706 MITSUIKI	382,634,424,500	16.48%
7012 KHI	269,738,014,390	15.90%

TOPIX Smalls Turnover + Share



ETF/REIT Turnover + Share



Top Stocks by Turnover

Stock	Turnover(JPY)	Share
3110 NITTOBO	209,250,377,200	14.80%
8918 LAND	127,205,979,770	99.79%
6740 JDI	99,629,533,110	23.93%
3103 UNITIKA	44,108,074,540	9.88%
6330 TOYOENG	37,888,134,080	11.84%

Top Stocks by Turnover

Stock	Turnover(JPY)	Share
1570 NFNKLV	720,713,320,960	13.68%
1357 NFNKDOUB	235,694,975,020	20.67%
1360 NKBEAR-2	89,515,981,267	17.42%
1579 225 BULL	64,854,927,667	16.79%
1321 NFNK225	47,746,624,750	6.73%

- ▶ Analysis is based on Japannext and LSEG data. Small & Others = Topix - Topix 500.
- ▶ All Japan Turnover = Japannext (J+X+U+N) + TSE (excl. Tostnet) + CBOE (CBOE-Alpha + CBOE-Select excl. CBOE-Match) + ODX + JAX. Night-time Session (N) is treated as the following business day.
Market Share = Japannext turnover / All Japan Turnover.
- ▶ Opening and Closing auction trades on the TSE are excluded from calculations.