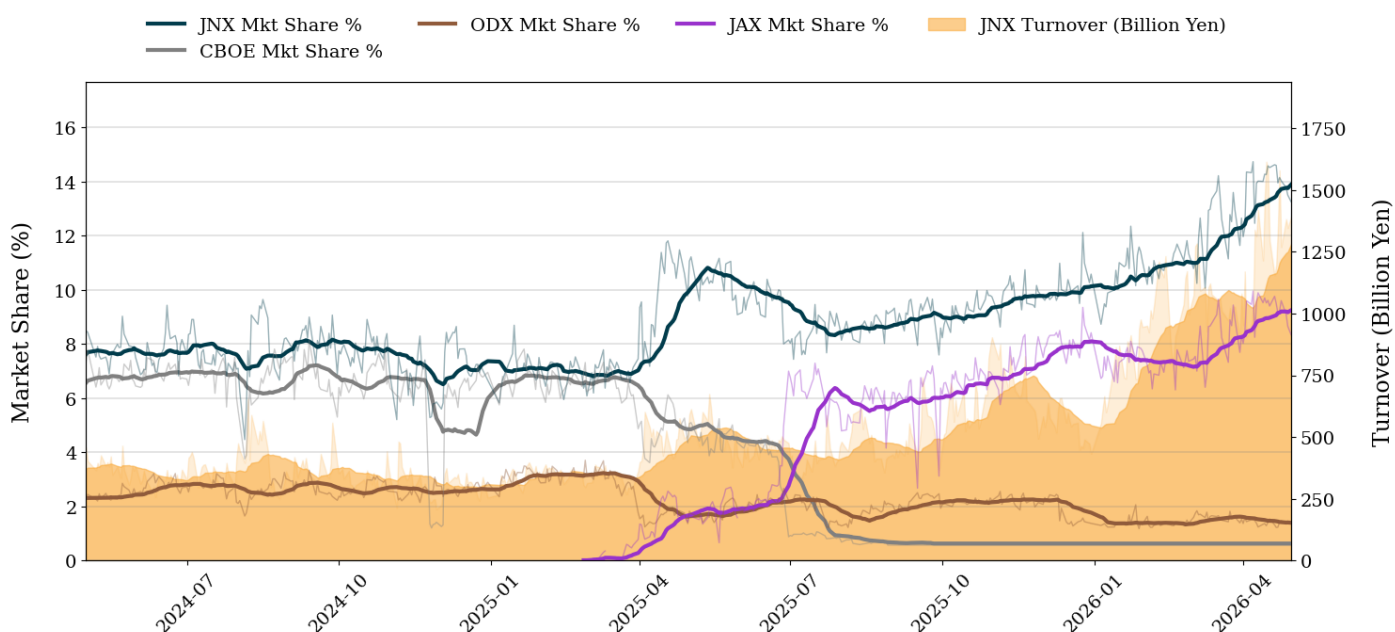


Market Report for April, 2026

Trading Summary

Total Monthly Turnover(JPY)	26,903,443,664,236	Total Monthly Volume	8,756,172,219
Average Daily Turnover(JPY)	1,281,116,364,964	Average Daily Volume	416,960,582
Average PI (bps)	1.81	Average Traded Symbols	3565

PTS Market Share and JNX Turnover (1-Month Moving Average)



Top Stocks by Turnover

Stock	Turnover(JPY)	Share	PI (bps)
285A KIOXIAHD	6,991,770,604,250	20.42%	1.22
5801 FURKWAE	2,044,548,160,850	20.40%	1.49
9984 SOFTBNKG	1,552,237,300,680	16.57%	0.91
6857 ADVNTST	1,391,841,545,450	18.32%	0.81
5803 FUJIKRA	1,316,804,631,990	16.07%	0.77

Top Stocks by Market Share

Stock	Turnover(JPY)	Share	PI (bps)
8918 LAND	18,298,957,530	84.94%	400.05
3294 E'GRAND	4,348,240,550	44.86%	4.89
9973 KOZOHD	605,489,200	43.72%	166.53
2134 KITAHAMA	1,735,101,680	38.19%	126.27
2370 MEDINET	218,838,600	37.66%	143.93

Top Stocks by Price Improvement

Stock	Turnover(JPY)	Share	PI (bps)
8918 LAND	18,298,957,530	84.94%	400.05
9973 KOZOHD	605,489,200	43.72%	166.53
4564 OTS	3,626,051,960	31.49%	161.92
2370 MEDINET	218,838,600	37.66%	143.93
2134 KITAHAMA	1,735,101,680	38.19%	126.27

Top Stocks by Savings

Stock	Turnover(JPY)	Share	Savings
285A KIOXIAHD	6,991,770,604,250	20.42%	679,635,950
8918 LAND	18,298,957,530	84.94%	378,755,600
5801 FURKWAE	2,044,548,160,850	20.40%	256,135,600
6740 JDI	55,308,603,530	22.00%	162,689,900
9984 SOFTBNKG	1,552,237,300,680	16.57%	114,990,920

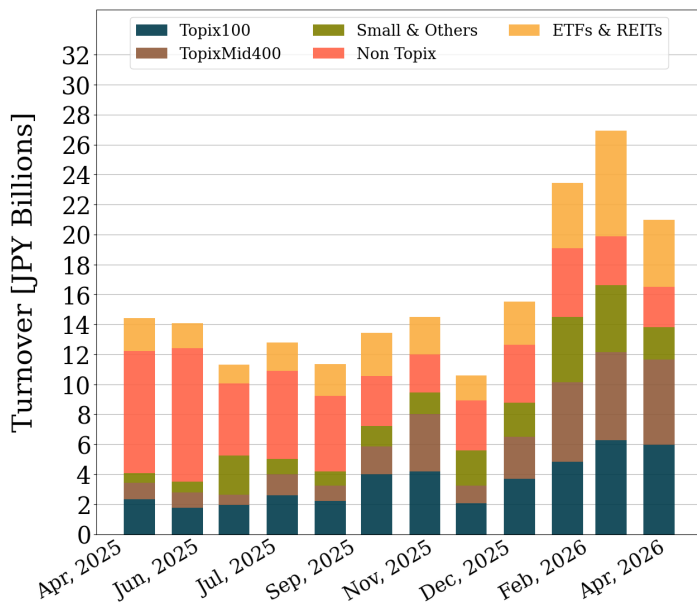
- ▶ Analysis is based on Japannext and LSEG data. Small & Others = Topix - Topix 500.
- ▶ All Japan Turnover = Japannext (J+X+U+N) + TSE (excl. Tostnet) + CBOE (CBOE-Alpha + CBOE-Select excl. CBOE-Match) + ODX + JAX. Night-time Session (N) is treated as the following business day.
Market Share = Japannext turnover / All Japan Turnover.
- ▶ Opening and Closing auction trades on the TSE are excluded from calculations.
- ▶ Price Improvement (PI) and Savings (PI*volume) are calculated by comparing the execution price against the primary market's best bid for each sell or best offer for each buy at the point of execution from the taker's perspective. Reported PI is a value-weighted average. Names with monthly traded value less than 100,000,000 JPY are excluded from the rankings tables.

Night-Time Market Report for April, 2026

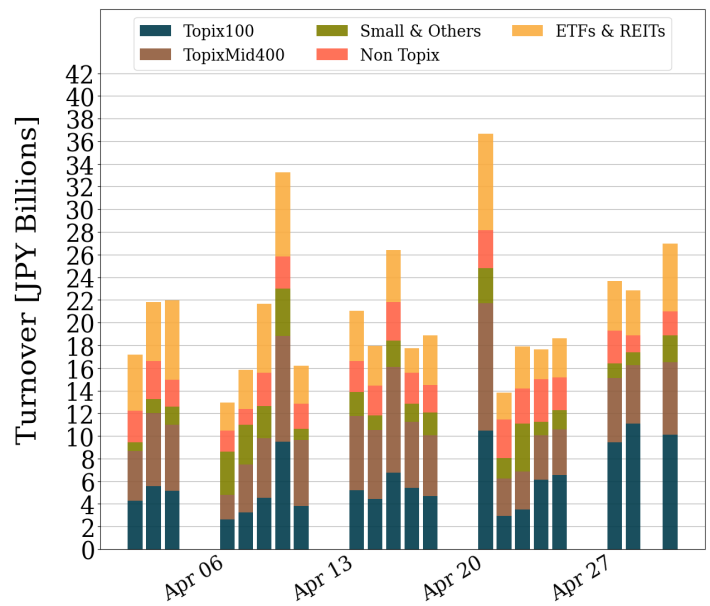
Trading Summary

Total Monthly Turnover(JPY)	440,991,585,673	Total Monthly Volume	928,034,854
Average Daily Turnover(JPY)	20,999,599,318	Average Daily Volume	44,192,136
Average Quoted Symbols	3921	Average Traded Symbols	1065

Average Nightly Turnover



Nightly Turnover



Top Stocks by Turnover

Stock	Turnover(JPY)	Share
285A KIOXIAHD	63,380,580,300	0.19%
1570 NFNKLV	44,818,948,900	0.90%
1357 NFNKDOUB	21,545,878,600	2.21%
6857 ADVNTST	18,736,234,600	0.25%
9984 SOFTBNKG	17,167,810,540	0.18%
5803 FUJIKRA	16,510,579,210	0.20%
5016 JXADVANC	11,607,306,060	0.25%
3103 UNITIKA	8,503,875,030	0.86%
5801 FURKWAE	8,176,739,350	0.08%
1360 NKBEAR-2	7,564,481,463	2.01%
3778 SAKURA	7,126,122,140	1.83%
8035 TKOELCN	6,023,712,400	0.21%
1579 225 BULL	5,950,825,752	2.00%
6920 LASRTEC	5,625,659,200	0.09%
6740 JDI	4,818,040,120	1.92%

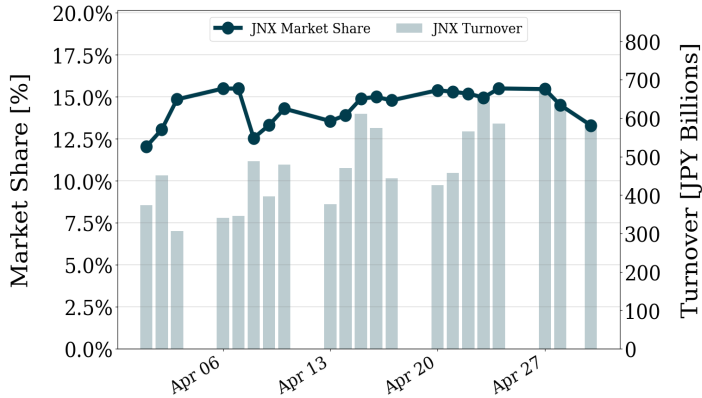
Top Stocks by Market Share

Stock	Turnover(JPY)	Share
8918 LAND	4,771,456,480	22.15%
4754 TOSNET	1,130,740	14.80%
3557 U&C	66,369,380	14.03%
3634 SOCKETS	173,717,230	12.98%
469A FITCREW	106,076,910	12.90%
6656 INSPEC	123,909,210	12.62%
8107 KIMRTAN	24,430,240	11.21%
7031 INBOUND	24,170,790	10.67%
2134 KITAHAMA	469,498,340	10.33%
5856 LIEH	1,159,288,600	10.31%
323A FLIER	66,085,140	9.37%
5721 SCRYPTOE	1,504,705,980	9.15%
7040 SUN LIFE	4,578,500	9.00%
6347 PLACO	213,498,360	8.84%
298A GVATECH	35,669,970	7.84%

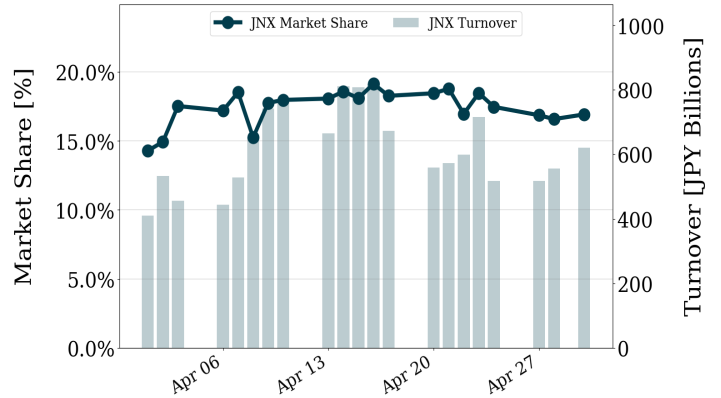
- ▶ Analysis is based on Japannext and LSEG data. Small & Others = Topix - Topix 500. Only Night-Time market is included.
- ▶ Night market session is treated as the following business day.

Turnover and Top Names for April, 2026

TOPIX 100 Turnover + Share



TOPIX Mid 400 Turnover + Share



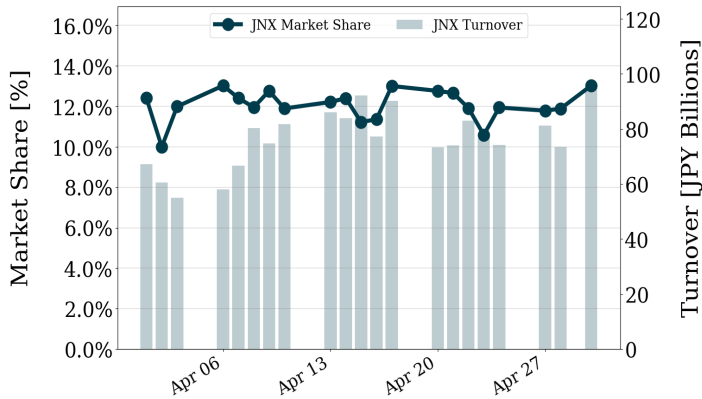
Top Stocks by Turnover

Stock	Turnover(JPY)	Share
9984 SOFTBNKG	1,552,237,300,680	16.57%
6857 ADVNTST	1,391,841,545,450	18.32%
5803 FUJIKRA	1,316,804,631,990	16.07%
6920 LASRTEC	1,176,513,830,720	19.28%
6146 DISCO	1,115,438,968,700	20.35%

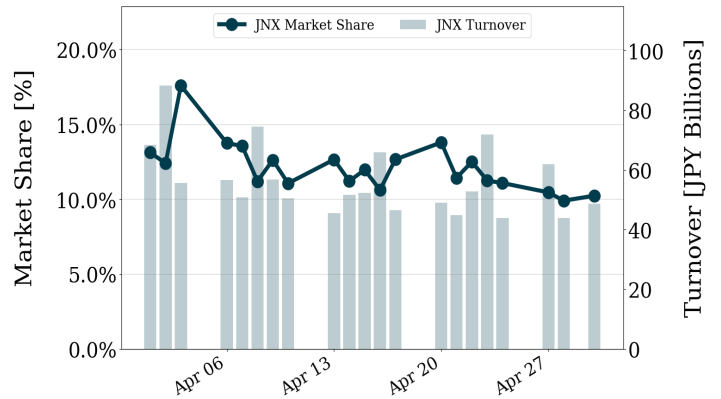
Top Stocks by Turnover

Stock	Turnover(JPY)	Share
285A KIOXIAHD	6,991,770,604,250	20.42%
5801 FURKWAE	2,044,548,160,850	20.40%
5016 JXADVANC	849,778,763,790	18.29%
5706 MITSUIKI	335,637,391,800	17.40%
4062 IBIDEN	232,807,265,720	13.88%

TOPIX Smalls Turnover + Share



ETF/REIT Turnover + Share



Top Stocks by Turnover

Stock	Turnover(JPY)	Share
3110 NITTOBO	274,454,379,100	16.28%
3103 UNITIKA	81,347,429,990	8.23%
6740 JDI	55,308,603,530	22.00%
3778 SAKURA	45,129,217,560	11.60%
6787 MEIKOEL	38,326,541,500	10.91%

Top Stocks by Turnover

Stock	Turnover(JPY)	Share
1570 NFNKLV	625,015,377,020	12.50%
1357 NFNKDOUB	192,348,594,895	19.69%
1360 NKBEAR-2	67,853,871,217	18.05%
1579 225 BULL	49,579,140,955	16.65%
1321 NFNK225	38,415,101,710	7.52%

- ▶ Analysis is based on Japannext and LSEG data. Small & Others = Topix - Topix 500.
- ▶ All Japan Turnover = Japannext (J+X+U+N) + TSE (excl. Tostnet) + CBOE (CBOE-Alpha + CBOE-Select excl. CBOE-Match) + ODX + JAX. Night-time Session (N) is treated as the following business day.
Market Share = Japannext turnover / All Japan Turnover.
- ▶ Opening and Closing auction trades on the TSE are excluded from calculations.