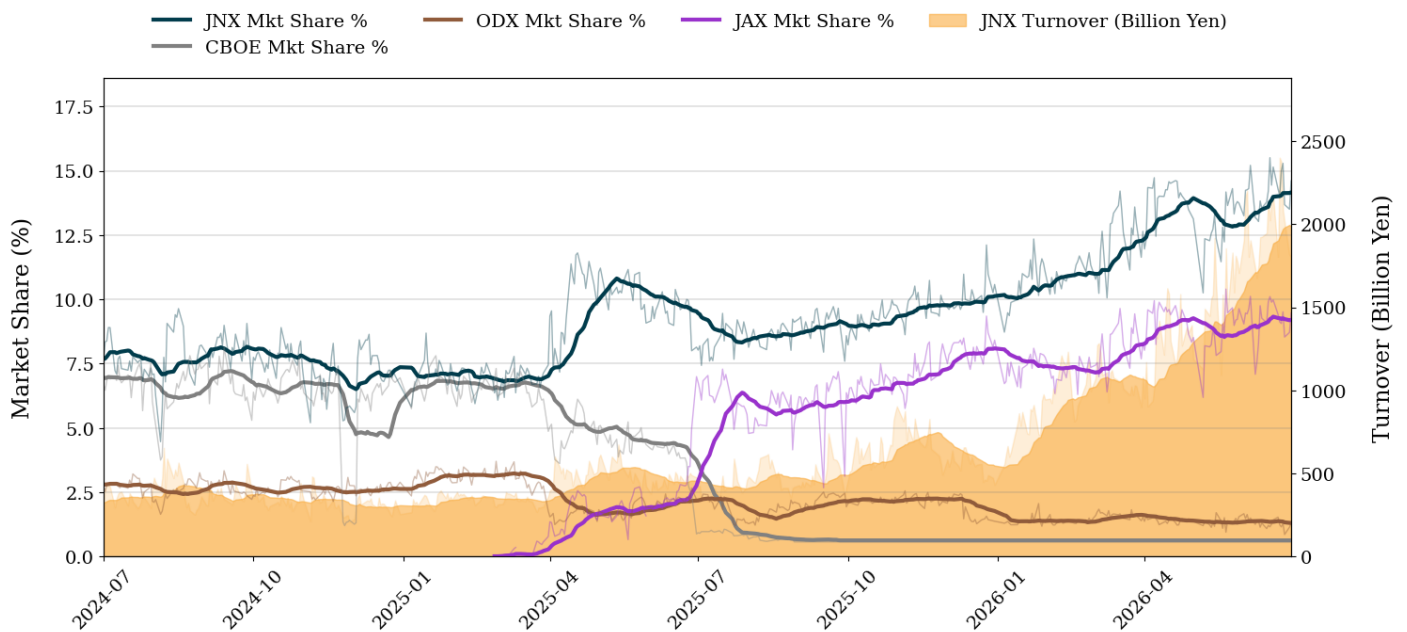


Market Report for June, 2026

Trading Summary

Total Monthly Turnover(JPY)	43,722,229,209,967	Total Monthly Volume	13,675,991,679
Average Daily Turnover(JPY)	1,987,374,054,998	Average Daily Volume	621,635,985
Average PI (bps)	1.96	Average Traded Symbols	3351

PTS Market Share and JNX Turnover (1-Month Moving Average)



Top Stocks by Turnover

Stock	Turnover(JPY)	Share	PI (bps)
285A KIOXIAHD	18,253,922,571,600	18.15%	0.97
9984 SOFTBNKG	2,258,004,844,610	16.34%	0.67
6976 TAIYOYU	2,078,393,914,110	15.18%	1.40
6981 MURATA	1,676,061,818,530	15.96%	1.43
5803 FUJIKRA	1,424,947,728,080	17.25%	0.89

Top Stocks by Market Share

Stock	Turnover(JPY)	Share	PI (bps)
8918 LAND	63,322,065,580	99.07%	375.09
5856 LIEH	879,490,540	65.40%	1087.44
7183 ANSINGUR	290,262,050	57.90%	17.55
9973 KOZOHD	368,653,110	49.63%	227.81
2134 KITAHAMA	1,185,687,010	46.57%	153.50

Top Stocks by Price Improvement

Stock	Turnover(JPY)	Share	PI (bps)
5856 LIEH	879,490,540	65.40%	1087.44
8918 LAND	63,322,065,580	99.07%	375.09
3681 V-CUBE	257,230,610	45.35%	312.77
4564 OTS	1,071,495,490	37.55%	233.51
9973 KOZOHD	368,653,110	49.63%	227.81

Top Stocks by Savings

Stock	Turnover(JPY)	Share	Savings
8918 LAND	63,322,065,580	99.07%	1,223,689,360
285A KIOXIAHD	18,253,922,571,600	18.15%	1,015,956,800
6976 TAIYOYU	2,078,393,914,110	15.18%	243,265,200
6981 MURATA	1,676,061,818,530	15.96%	196,105,720
8035 TKOELCN	1,324,268,003,600	15.72%	142,529,800

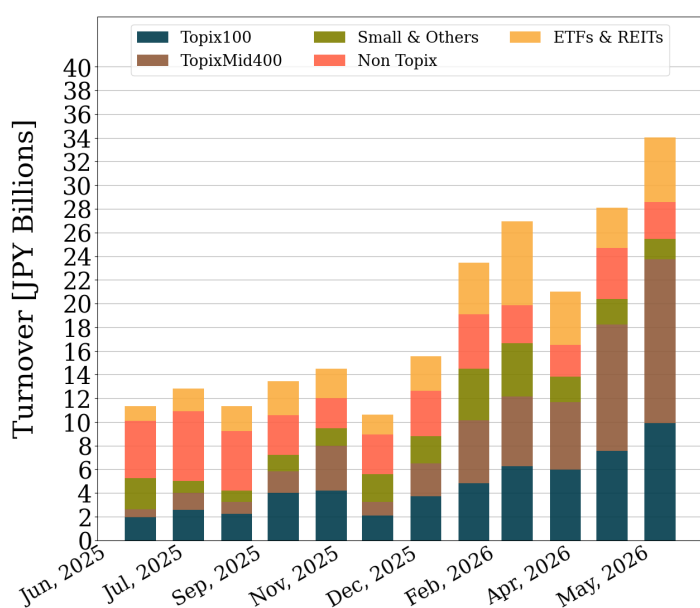
- ▶ Analysis is based on Japannext and LSEG data. Small & Others = Topix - Topix 500.
- ▶ All Japan Turnover = Japannext (J+X+U+N) + TSE (excl. Tostnet) + CBOE (CBOE-Alpha + CBOE-Select excl. CBOE-Match) + ODX + JAX. Night-time Session (N) is treated as the following business day.
Market Share = Japannext turnover / All Japan Turnover.
- ▶ Opening and Closing auction trades on the TSE are excluded from calculations.
- ▶ Price Improvement (PI) and Savings (PI*volume) are calculated by comparing the execution price against the primary market's best bid for each sell or best offer for each buy at the point of execution from the taker's perspective. Reported PI is a value-weighted average. Names with monthly traded value less than 100,000,000 JPY are excluded from the rankings tables.

Night-Time Market Report for June, 2026

Trading Summary

Total Monthly Turnover(JPY)	748,833,477,688	Total Monthly Volume	1,660,045,190
Average Daily Turnover(JPY)	34,037,885,349	Average Daily Volume	75,456,600
Average Quoted Symbols	3918	Average Traded Symbols	1036

Average Nightly Turnover



Nightly Turnover



Top Stocks by Turnover

Stock	Turnover(JPY)	Share
285A KIOXIAHD	223,674,086,000	0.22%
1570 NFNKLV	71,928,317,920	0.91%
5803 FUJIKRA	57,000,857,810	0.69%
9984 SOFTBNKG	45,988,514,990	0.33%
6981 MURATA	20,549,458,480	0.20%
1357 NFNKDOUB	19,428,198,715	1.93%
5016 JXADVANC	18,862,561,880	0.50%
8035 TKOELCN	18,487,982,000	0.22%
6857 ADVNTST	14,443,823,000	0.22%
8918 LAND	11,950,956,110	18.70%
5801 FURKWAE	11,391,510,420	0.23%
4062 IBIDEN	10,723,362,350	0.17%
6976 TAIYOYU	10,306,055,450	0.08%
1579 225 BULL	7,277,147,182	1.62%
6613 QDLASER	6,689,625,770	1.85%

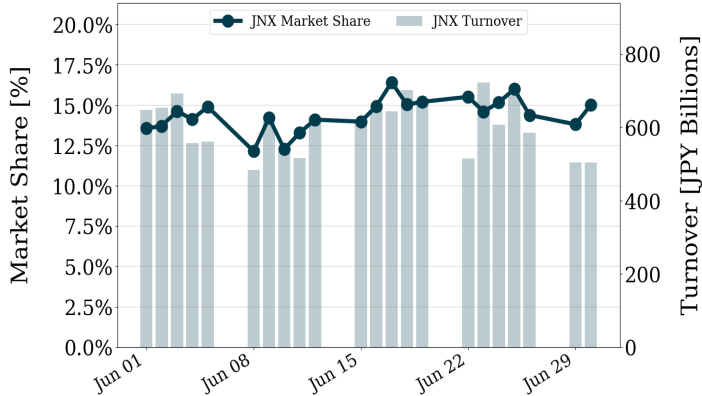
Top Stocks by Market Share

Stock	Turnover(JPY)	Share
7140 PETGO	50,539,230	52.03%
7815 TKOBOARD	12,705,700	36.08%
5856 LIEH	354,488,080	26.36%
7426 YAMADAI	61,079,340	23.45%
8918 LAND	11,950,956,110	18.70%
6181 TAMENY	86,343,690	17.88%
2961 NITCHO	18,185,100	17.03%
8107 KIMRTAN	68,514,450	12.89%
4014 KARADANO	34,479,150	11.50%
2134 KITAHAMA	289,551,450	11.37%
4166 CACCO	55,315,550	11.28%
4174 APPIRITS	186,728,810	10.97%
9236 JAPANM&A	20,238,850	10.27%
184A MANABIAI	1,296,400	10.17%
7624 NAITO	9,388,540	9.66%

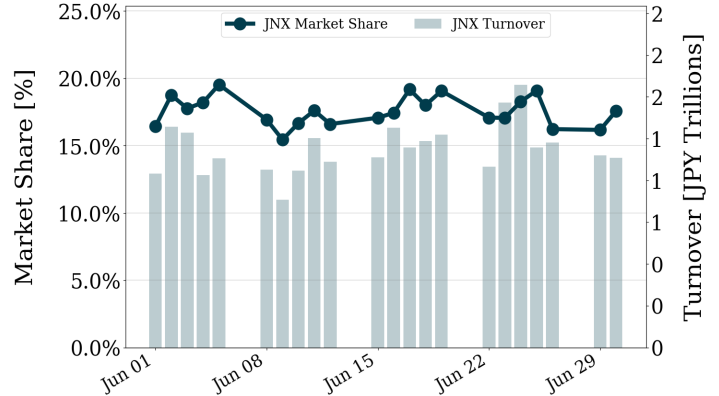
- ▶ Analysis is based on Japannext and LSEG data. Small & Others = Topix - Topix 500. Only Night-Time market is included.
- ▶ Night market session is treated as the following business day.

Turnover and Top Names for June, 2026

TOPIX 100 Turnover + Share



TOPIX Mid 400 Turnover + Share



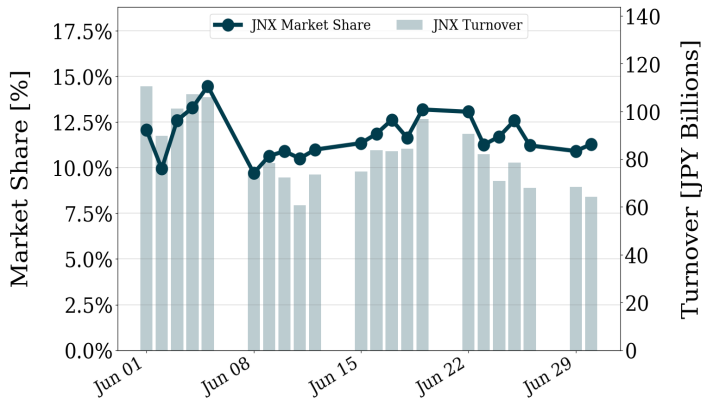
Top Stocks by Turnover

Stock	Turnover(JPY)	Share
9984 SOFTBNKG	2,258,004,844,610	16.34%
6981 MURATA	1,676,061,818,530	15.96%
5803 FUJIKRA	1,424,947,728,080	17.25%
8035 TKOELCN	1,324,268,003,600	15.72%
6920 LASRTEC	1,060,323,356,640	19.04%

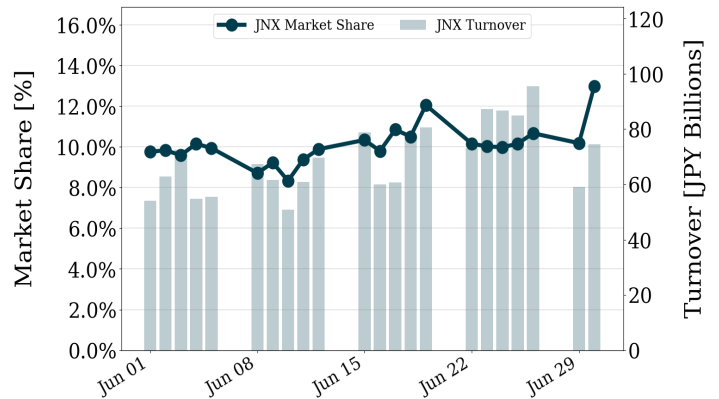
Top Stocks by Turnover

Stock	Turnover(JPY)	Share
285A KIOXIAHD	18,253,922,571,600	18.15%
6976 TAIYOYU	2,078,393,914,110	15.18%
4062 IBIDEN	1,075,681,910,450	17.30%
5801 FURKWAE	827,932,278,990	16.60%
5016 JXADVANC	640,653,291,140	16.89%

TOPIX Smalls Turnover + Share



ETF/REIT Turnover + Share



Top Stocks by Turnover

Stock	Turnover(JPY)	Share
3110 NITTOBO	138,855,274,300	12.39%
8918 LAND	63,322,065,580	99.07%
6787 MEIKOEL	62,070,745,500	13.66%
6871 MICRONI	59,031,252,800	12.42%
7220 MUSASEI	48,380,174,900	8.91%

Top Stocks by Turnover

Stock	Turnover(JPY)	Share
1570 NFNKLV	948,234,768,720	11.97%
1357 NFNKDOUB	202,605,168,618	20.11%
1579 225 BULL	69,665,400,029	15.46%
1360 NKBEAR-2	46,473,532,839	11.76%
1458 RK 225LV	36,519,663,880	7.34%

- ▶ Analysis is based on Japannext and LSEG data. Small & Others = Topix - Topix 500.
- ▶ All Japan Turnover = Japannext (J+X+U+N) + TSE (excl. Tostnet) + CBOE (CBOE-Alpha + CBOE-Select excl. CBOE-Match) + ODX + JAX. Night-time Session (N) is treated as the following business day.
Market Share = Japannext turnover / All Japan Turnover.
- ▶ Opening and Closing auction trades on the TSE are excluded from calculations.